


2025 FEES AND SERVICE CHARGES

Corporation of the Town of Collingwood

PAGE


| Section | Program & Service (reference number to colour Programs & Services chart) |
|----------|--|
| A | Development & Growth |
| A1 | Growth Planning (1.1) |
| A2 | Development Management (1.2) |
| A3 | Economic Development (1.3) |
| B | Environmental Management, Conservation & Sustainability |
| B1 | Wastewater (2.2) |
| C | Community Safety & Standards |
| C1 | Community Standards (3.1) |
| C2 | Fire & Rescue (3.3) |
| D | Community Health & Well-being |
| D1 | Parks & Harbour (4.1) |
| D2 | Community Culture, Arts & Recreation Spaces (4.2) |
| D3 | Community Gathering Spaces (Library) (4.3) |
| D4 | Community Recreation Activities (4.4) |
| D5 | Water Treatment & Distribution (4.7) |
| | Arts, Culture & Heritage |
| E1 | Conservation & Promotion of Heritage & Culture (5.1) |
| E2 | Community Arts & Culture (5.2) |
| E3 | Community & Public Events (5.3) |
| E4 | Circulation & Curation of Library Materials (5.4) |
| | Community Access & Mobility |
| F1 | Roads & Active Transportation (6.1) |
| F2 | Transit (6.2) |






2025 FEES AND SERVICE CHARGES

| | | |
|----|--|--|
| | Municipal Governance & Civic Engagement | |
| G1 | Governmental Services (7.2) | |
| G2 | Records (7.5) | |
| | Corporate & Customer Services | |
| H1 | Legal & Land (8.3) | |
| H2 | Corporate Finance (8.6) | |
| I | Miscellaneous Charges Used By All Services | |




2025 FEES AND SERVICE CHARGES

| Service/Item | Unit of Measure | 2024 Fee | 2025 Fee | \$ Change | % Change |
|---|-----------------|-----------------------------------|----------------------------------|------------|----------|
| Section A - Development & Growth | | | | | |
| A1 - Development Management | | | | | |
| Planning Act Applications | | | | | |
| Official Plan Amendment: | | | | | |
| <i>Application Fee</i> | each | \$9,425.00 | \$9,615.00 | \$190.00 | 2% |
| <i>Contingency Deposit</i> | each | \$2,485.00 | \$10,000.00 | \$7,515.00 | 302% |
| Secondary Plan Official Plan Amendment | | | | | |
| <i>Application Fee</i> | each | \$9,070 + \$500 per gross hectare | \$9615 + \$500 gross hectare | \$545.00 | 6% |
| <i>Contingency Deposit</i> | each | \$2,485.00 | \$10,000.00 | \$7,515.00 | 302% |
| Official Plan Amendment with Zoning By-law: | | | | | |
| <i>Application Fee</i> | each | \$13,145.00 | \$13,410.00 | \$265.00 | 2% |
| <i>Contingency Deposit</i> | each | \$3,720.00 | \$10,000.00 | \$6,280.00 | 169% |
| Zoning By-law Amendment: | | | | | |
| <i>Application Fee</i> | each | \$3,845.00 | \$3,925.00 | \$80.00 | 2% |
| <i>Contingency Deposit</i> | each | \$1,245.00 | \$10,000.00 | \$8,755.00 | 703% |
| Removal of Holding Provision: | | | | | |
| <i>Application Fee</i> | each | \$1,310.00 | \$1,340.00 | \$30.00 | 2% |
| <i>Contingency Deposit</i> | each | \$625.00 | \$2,500.00 | \$1,875.00 | 300% |
| Temporary Use By-law: | | | | | |
| <i>Application Fee</i> | each | \$4,245.00 | \$4,330.00 | \$85.00 | 2% |
| <i>Contingency Deposit</i> | each | \$2,485.00 | \$10,000.00 | \$7,515.00 | 302% |
| Minister's Zoning Order Request | | | | | |
| <i>Application Fee</i> | each | \$13,145.00 | \$13,410.00 | \$265.00 | 2% |
| <i>Contingency Deposit</i> | each | \$3,720.00 | \$10,000.00 | \$6,280.00 | 169% |
| Community Infrastructure and Housing Accelerator Request | | | | | |
| <i>Application Fee</i> | each | \$13,145.00 | REMOVED | | |
| <i>Contingency Deposit</i> | each | \$3,720.00 | REMOVED | | |
| Block Plan | | | | | |
| <i>Application Fee</i> | each | \$9,070 + \$500 per gross hectare | \$9615 + \$500 per gross hectare | \$545.00 | 6% |
| <i>Contingency Deposit</i> | each | \$2,535.00 | \$10,000.00 | \$7,465.00 | 294% |
| Block Plan Amendment | | | | | |
| <i>Application Fee</i> | each | \$4,715.00 | \$4,810.00 | \$95.00 | 2% |
| <i>Contingency Deposit</i> | each | \$1,245.00 | \$7,500.00 | \$6,255.00 | 502% |
| Draft Plan Review - Subdivision: | | | | | |
| <i>Application Fee</i> | each | \$19,220.00 | \$19,605.00 | \$385.00 | 2% |
| <i>Contingency Deposit</i> | each | \$4,960.00 | \$10,000.00 | \$5,040.00 | 102% |
| <i>Resubmission Fee (for each resubmission after 2 submissions)</i> | | | \$640.00 | \$640.00 | 100% |
| Major Amendment to Draft Plan of Subdivision | | | | | |
| <i>Application Fee</i> | each | \$4,790.00 | \$4,890.00 | \$100.00 | 2% |
| <i>Contingency Deposit</i> | each | \$2,530.00 | \$7,500.00 | \$4,970.00 | 196% |
| <i>Resubmission Fee (for each resubmission after 2 submissions)</i> | | | \$640.00 | \$640.00 | 100% |
| Minor Amendment (Red Line) to Draft Plan of Subdivision: | | | | | |




2025 FEES AND SERVICE CHARGES

| Service/Item | Unit of Measure | 2024 Fee | 2025 Fee | \$ Change | % Change |
|--|-----------------|-------------|-------------|------------|----------|
| Section A - Development & Growth | | | | | |
| A1 - Development Management | | | | | |
| Application Fee | each | \$3,040.00 | \$3,105.00 | \$65.00 | 2% |
| Contingency Deposit | each | \$635.00 | \$5,000.00 | \$4,365.00 | 687% |
| Extension of Draft Plan of Subdivision Approval: | | | | | |
| Application Fee | each | \$3,040.00 | \$3,105.00 | \$65.00 | 2% |
| Contingency Deposit | each | \$635.00 | \$5,000.00 | \$4,365.00 | 687% |
| Registration of Plan of Subdivision - Subdivision Agreement: | | | | | |
| | each | \$4,960.00 | \$5,060.00 | \$100.00 | 2% |
| Part Lot Control By-law: | | | | | |
| Application Fee | each | \$2,250.00 | \$2,295.00 | \$45.00 | 2% |
| Contingency Deposit | each | \$1,245.00 | \$5,000.00 | \$3,755.00 | 302% |
| Part Lot Control By-law Extension: | | | | | |
| Application Fee | each | | \$1,150.00 | \$1,150.00 | 100% |
| Contingency Deposit | each | | \$2,500.00 | \$2,500.00 | 100% |
| Deeming By-law: | | | | | |
| Application Fee | each | \$1,290.00 | \$1,320.00 | \$30.00 | 2% |
| Contingency Deposit | each | \$1,245.00 | \$5,000.00 | \$3,755.00 | 302% |
| Draft Plan Review - Condominium: | | | | | |
| Application Fee | each | \$12,400.00 | \$12,650.00 | \$250.00 | 2% |
| Contingency Deposit | each | \$2,485.00 | \$10,000.00 | \$7,515.00 | 302% |
| Draft Plan Review- Condominium after Site Plan Application: | | | | | |
| Application Fee | each | \$4,960.00 | \$5,060.00 | \$100.00 | 2% |
| Contingency Deposit | each | \$2,485.00 | \$5,000.00 | \$2,515.00 | 101% |
| Amendment to Registered Condominium Description: | | | | | |
| Application Fee | each | | \$2,315.00 | \$2,315.00 | 100% |
| Contingency Deposit | | | \$2,500.00 | \$2,500.00 | 100% |
| Condominium Exemptions: | | | | | |
| Application Fee | each | \$2,265.00 | \$2,315.00 | \$50.00 | 2% |
| Contingency Deposit | each | \$635.00 | \$2,500.00 | \$1,865.00 | 294% |
| Major Site Plan Control Application: | | | | | |
| Application Fee | each | \$6,815.00 | \$6,955.00 | \$140.00 | 2% |
| Contingency Deposit | each | \$5,260.00 | \$10,000.00 | \$4,740.00 | 90% |
| Resubmission Fee (for each resubmission after 3 submissions) | each | \$625.00 | \$640.00 | \$15.00 | 2% |
| Minor Site Plan Control Application (500 sq. m or less): | | | | | |
| Application Fee | each | \$4,350.00 | \$4,440.00 | \$90.00 | 2% |
| Contingency Deposit | each | \$5,260.00 | \$7,500.00 | \$2,240.00 | 43% |
| Resubmission Fee (for each resubmission after 3 submissions) | each | \$625.00 | \$640.00 | \$15.00 | 2% |
| Amendment to Site Plan Control Agreement: | | | | | |
| Application Fee | each | \$3,720.00 | \$3,795.00 | \$75.00 | 2% |
| Contingency Deposit | each | \$1,245.00 | \$5,000.00 | \$3,755.00 | 302% |
| Resubmission Fee (for each resubmission after 3 submissions) | each | \$925.00 | \$640.00 | (\$285.00) | -31% |
| Minor Adjustment to Site Plan Control Agreement: | | | | | |
| Application Fee | each | \$625.00 | \$640.00 | \$15.00 | 2% |
| Contingency Deposit | each | \$1,245.00 | \$2,500.00 | \$1,255.00 | 101% |




2025 FEES AND SERVICE CHARGES

| Service/Item | Unit of Measure | 2024 Fee | 2025 Fee | \$ Change | % Change |
|--|----------------------|--|--|------------|----------|
| Section A - Development & Growth | | | | | |
| A1 - Development Management | | | | | |
| Site Plan Administration Fee | each | 3% of Total Construction Costs (minimum fee \$4,000.00) | 3% of Total Construction Costs (minimum fee \$4,000.00) | \$0 | 0% |
| Model Home Application: | | | | | |
| <i>Application Fee</i> | each | \$4,935.00 | \$5,035.00 | \$100.00 | 2% |
| <i>Contingency Deposit</i> | each | \$2,530.00 | \$2,500.00 | (\$30.00) | -1% |
| Discharge of Agreements | | | | | |
| <i>Contingency Deposit</i> | each | \$625.00 | \$640.00 | \$15.00 | 2% |
| Parking Exemption Agreement Application: | | | | | |
| <i>Application Fee</i> | each | \$1,300.00 | \$1,330.00 | \$30.00 | 2% |
| <i>Contingency Deposit</i> | each | \$635.00 | \$2,500.00 | \$1,865.00 | 294% |
| Planning Applications - Committee of Adjustment | | | | | |
| Minor Variance - Regular applications with considerable review | | | | | |
| <i>Application Fee</i> | each | \$1,900.00 | \$1,940.00 | \$40.00 | 2% |
| <i>Contingency Deposit - Only if requested by Planning Services</i> | each | \$2,530.00 | \$2,500.00 | (\$30.00) | -1% |
| Minor Variance - Checkbox form with minimum review | | | | | |
| <i>Application Fee</i> | each | \$690.00 | \$705.00 | \$15.00 | 2% |
| <i>Contingency Deposit - Only if requested by Planning Services</i> | each | \$2,540.00 | \$2,500.00 | (\$40.00) | -2% |
| Consent to Sever | | | | | |
| <i>Application Fee</i> | each | \$2,985.00 | \$3,045.00 | \$60.00 | 2% |
| <i>Contingency Deposit - Only if requested by Planning Services</i> | each | \$2,540.00 | \$2,500.00 | (\$40.00) | -2% |
| Consent to Sever additional application on same property | | | | | |
| <i>Application Fee</i> | each | \$685.00 | \$700.00 | \$15.00 | 2% |
| Certificate of Validation - property title | | | | | |
| <i>Contingency Deposit</i> | each | \$1,830.00 | \$1,870.00 | \$40.00 | 2% |
| Certificate of Cancellation - property title | | | | | |
| <i>Contingency Deposit</i> | each | | \$935.00 | \$935.00 | 100% |
| Applicant does not attend resulting in deferral and re-circulation of Notice | | | | | |
| <i>Contingency Deposit</i> | each | \$2,500.00 | \$2,500.00 | \$2,500.00 | 100% |
| Applicant does not attend resulting in deferral and re-circulation of Notice | | | | | |
| <i>Contingency Deposit</i> | each | \$455.00 | \$465.00 | \$10.00 | 2% |
| Consent to Sever results in 911 re-addressing cost to adjacent owners | | | | | |
| <i>Contingency Deposit</i> | per address affected | \$170.00 | \$175.00 | \$5.00 | 3% |
| Applications - Other | | | | | |
| Pre-consultation | each | \$645.00 | \$660.00 | \$15.00 | 2% |
| Temporary Patio Extension (Private Property) Application | each | | \$75.00 | \$75.00 | 100% |
| Temporary Patio Extension (Private Property) Renewal Application | each | | \$25.00 | \$25.00 | 100% |
| Radio Communications - Protocol Conformity Review Process: | | | | | |




2025 FEES AND SERVICE CHARGES

| Service/Item | Unit of Measure | 2024 Fee | 2025 Fee | \$ Change | % Change |
|--|-----------------|---|---|------------|----------|
| Section A - Development & Growth | | | | | |
| A1 - Development Management | | | | | |
| Application Fee | each | \$4,935.00 | \$5,035.00 | \$100.00 | 2% |
| Contingency Deposit | each | \$2,530.00 | \$2,585.00 | \$55.00 | 2% |
| Tree Protection By-law - .05 to 2 hectares: | | | | | |
| Application Fee | each | \$915.00 | \$935.00 | \$20.00 | 2% |
| Contingency Deposit | each | \$925.00 | \$2,500.00 | \$1,575.00 | 170% |
| Tree Protection By-law - Greater than 2 hectares | | | | | |
| Application Fee | each | \$1,245.00 | \$1,270.00 | \$25.00 | 2% |
| Contingency Deposit | each | \$925.00 | \$2,500.00 | \$1,575.00 | 170% |
| Tree Protection By-law-within an Environmental Policy, Conservation, or Recreation Area: | | | | | |
| Application Fee | each | \$1,860.00 | \$1,900.00 | \$40.00 | 2% |
| Contingency Deposit | each | \$1,245.00 | \$2,500.00 | \$1,255.00 | 101% |
| Zoning Certificate Request | each | \$45.00 | \$46.00 | \$1.00 | 2% |
| Compliance: Zoning Request | each | \$125.00 | \$130.00 | \$5.00 | 4% |
| Compliance: Resubmission with Survey | each | \$125.00 | \$130.00 | \$5.00 | 4% |
| Compliance: Site Plan Control Agreement | each | \$235.00 | \$240.00 | \$5.00 | 2% |
| Compliance: Rush | each | \$235.00 | \$240.00 | \$5.00 | 2% |
| Compliance: Heritage | each | \$45.00 | \$50.00 | \$5.00 | 11% |
| Compliance: Absolute Title | each | \$125.00 | \$130.00 | \$5.00 | 4% |
| Compliance: Complicated - more than one property: | | | | | |
| Application Fee | each | \$125.00 | \$130.00 | \$5.00 | 4% |
| Research | per hour | \$100.00 | \$105.00 | \$5.00 | 5% |
| Committee of Adjustments Agreements, Land Sales, Easements & Encroachments: | | | | | |
| Application Fee | each | \$1,485.00 | \$1,515.00 | \$30.00 | 2% |
| *Contingency Deposit | each | \$625.00 | \$2,500.00 | \$1,875.00 | 300% |
| Development Agreements Administration | | | | | |
| Subdivision Deposit for Legal Fees | each | \$25,000.00 | \$25,000.00 | \$0.00 | 0% |
| Pre-Servicing Deposit for Legal Fees | each | \$10,000.00 | \$10,000.00 | \$0.00 | 0% |
| Legal Deposit for Miscellaneous Development Agreements | each | \$10,000.00 | \$10,000.00 | \$0.00 | 0% |
| Pre-servicing Maximum Security Deposit (plus externals) | each | \$65,000.00 | \$70,000.00 | \$5,000.00 | 8% |
| Subdivision Administration Fee | each | 5% of Total Construction Costs (minimum fee \$10,000.00) | 5% of Total Construction Costs (minimum fee \$10,000.00) | \$0.00 | 0% |
| Condominium Administration Fee | each | 5% of Total Construction Costs (minimum fee \$10,000.00) | 5% of Total Construction Costs (minimum fee \$10,000.00) | \$0.00 | 0% |
| Site Plan Administration Fee | each | 3% of Total Construction Costs (minimum fee \$4,000.00) | 3% of Total Construction Costs (minimum fee \$4,000.00) | \$0.00 | 0% |
| Registration of Plan of Subdivision | each | \$4,960.00 | \$5,060.00 | \$100.00 | 2% |




2025 FEES AND SERVICE CHARGES

| Service/Item | Unit of Measure | 2024 Fee | 2025 Fee | \$ Change | % Change |
|---|-----------------|--------------------|--------------------|-----------|----------|
| Section A - Development & Growth | | | | | |
| A1 - Development Management | | | | | |
| Provision of Conditions & Requirements for Planning & Other Applications | | | | | |
| Sanitary Sewer Model Review for Development Applications | each | Time and Materials | Time and Materials | \$0.00 | 0% |
| Peer Review of Development Reports and Drawings | each | Time and Materials | Time and Materials | \$0.00 | 0% |
| Grading Deposit – New House or House addition greater than 400ft ² | per lot | \$3,418.87 | \$3,418.87 | \$0.00 | 0% |
| Lot Grading Deposit - Subdivisions (max. \$150,000) | per lot | \$3,000.00 | \$3,000.00 | \$0.00 | 0% |
| Review of Lot Grading | per lot | \$285.00 | \$291.00 | \$6.00 | 2% |
| Fill Permit - requiring \$5,000 security or less | per permit | \$365.00 | \$373.00 | \$8.00 | 2% |
| Fill Permit - requiring more than \$5,000 security | per permit | \$4,160.00 | \$4,245.00 | \$85.00 | 2% |
| Fill Permit Renewal | per permit | \$125.00 | \$128.00 | \$3.00 | 2% |
| Fill Permit Transfer | per permit | \$125.00 | \$128.00 | \$3.00 | 2% |
| General | | | | | |
| Engineering Compliance Sheets | each | \$125.00 | \$125.00 | \$0.00 | 0% |
| Miscellaneous | | | | | |
| Black/White Photocopies | per page | \$0.25 | MOVED | | |
| Color Photocopies | per page | \$0.55 | MOVED | | |
| 11 x 17 Colored | each | \$7.00 | MOVED | | |
| 24 x 36 B&W | each | \$25.00 | MOVED | | |
| 24 x 36 Colored | each | \$85.00 | MOVED | | |
| A2 - Economic Development | | | | | |
| Business Encroachments (Permits) | | | | | |
| Retail Merchandise Display - Annual Permit Fee (BL2023-027) | annual fee | \$80.00 | \$82.00 | \$2.00 | 3% |
| Sidewalk Café - Summer Permit Fee (BL2023-027) | each | \$80.00 | \$82.00 | \$2.00 | 3% |
| Sidewalk Patio - Summer Permit Fee (BL2023-027) | each | \$150.00 | \$153.00 | \$3.00 | 2% |
| On-street Patio - Summer Permit Fee (BL2023-027) | each | \$350.00 | \$357.00 | \$7.00 | 2% |
| Sidewalk Patio - Winter Permit Fee (BL2023-027) | each | | \$153.00 | \$153.00 | 100% |




2025 FEES AND SERVICE CHARGES

| Service/Item | Unit of Measure | 2024 Fee | 2025 Fee | \$ Change | % Change |
|--|--------------------|---------------------------|---------------------------|-----------|----------|
| Section B - Environmental Management, Conservation & Sustainability | | | | | |
| B1 - Wastewater | | | | | |
| Waste Water Treatment | | | | | |
| Dumping of Raw Sewage - Haulers | | | | | |
| cubic meter charge | per cubic meter | \$21.00 | \$21.50 | \$0.50 | 2% |
| 1,000 gallons charge | per 1,000 gallons | \$95.00 | \$97.00 | \$2.00 | 2% |
| Dumping of Raw Sewage - Portable Toilets | | | | | |
| cubic meter charge | per cubic meter | \$21.00 | \$21.50 | \$0.50 | 2% |
| 1,000 gallons charge | per 1,000 gallons | \$95.00 | \$97.00 | \$2.00 | 2% |
| Dumping of Raw Sewage - Special Events | | | | | |
| cubic meter charge | per cubic meter | \$41.50 | \$42.50 | \$1.00 | 2% |
| 1,000 gallons charge | per 1,000 gallons | \$180.50 | \$184.50 | \$4.00 | 2% |
| Extra Strength Surcharge Application | each | \$551.00 | \$562.50 | \$11.50 | 2% |
| Extra Strength Surcharge Application - Renewal or Amendment | each | \$119.50 | \$122.00 | \$2.50 | 2% |
| Extra Strength Surcharge Rate | per kg | \$1.50 | \$1.53 | \$0.03 | 2% |
| Sewer surcharge Monthly Supply Charges | | | | | |
| Municipal water service to location - Up to 1 1/4" line | per month | \$35.70 | \$36.95 | \$1.25 | 3.5% |
| Municipal water service to location - 1 1/4" line | per month | \$45.22 | \$46.80 | \$1.58 | 3.5% |
| Municipal water service to location - 1 1/2" line | per month | \$67.82 | \$70.19 | \$2.37 | 3.5% |
| Municipal water service to location - 2" line | per month | \$99.96 | \$103.46 | \$3.50 | 3.5% |
| Municipal water service to location - 3" line | per month | \$149.94 | \$155.19 | \$5.25 | 3.5% |
| Municipal water service to location - 4" line | per month | \$226.10 | \$234.01 | \$7.91 | 3.5% |
| Municipal water service to location - 6" line | per month | \$340.31 | \$352.22 | \$11.91 | 3.5% |
| Municipal water service to location - 8" line | per month | \$453.37 | \$469.24 | \$15.87 | 3.5% |
| Municipal water service to location - 10" line | per month | \$681.83 | \$705.69 | \$23.86 | 3.5% |
| Sewer Surcharge Monthly Consumption Charges | | | | | |
| Tier 1: 0-8m3/month | per cubic meter | \$1.072 | \$1.110 | \$0.04 | 3.5% |
| Tier 2: 8-15m3/month | per cubic meter | \$1.126 | \$1.165 | \$0.04 | 3.5% |
| Tier 3: 15-150m3/month | per cubic meter | \$1.233 | \$1.276 | \$0.04 | 3.5% |
| Tier 4: >150m3/month | per cubic meter | \$0.912 | \$0.944 | \$0.03 | 3.5% |
| Sewer Connection Charge | | | | | |
| Huronia Pathway | per meter frontage | \$292.00 | \$298.00 | \$6.00 | 2% |
| B2 - Stormwater Management | | | | | |
| Operations & Maintenance | | | | | |
| Purchasing of LIDAR Data | per square km | \$300.00 (min \$1,000.00) | \$300.00 (min \$1,000.00) | \$0.00 | 0% |




2025 FEES AND SERVICE CHARGES

| Service/Item | Unit of Measure | 2024 Fee | 2025 Fee | \$ Change | % Change |
|---|-----------------|--------------------|------------|------------|----------|
| Section C - Community Safety & Standards | | | | | |
| C1 - Community Standards | | | | | |
| Animal Control Compliance | | | | | |
| Dog licence | each | \$44.50 | \$45.00 | \$0.50 | 1% |
| Dog licence spayed/neutered or micro chipped (with documentation) | each | \$33.50 | \$35.00 | \$1.50 | 4% |
| Dog licence spayed/neutered and micro chipped (with documentation) | each | \$22.00 | \$25.00 | \$3.00 | 14% |
| Penalty Surcharge after January 31st | each | \$10.00 | REPLACED | | |
| Late Fee (charged 60 days post renewal date) | each | | \$10.00 | \$10.00 | 100% |
| New dog after July 1 | each | \$22.00 | REMOVED | | |
| Service Dogs | n/a | No Charge | No Charge | \$0.00 | 0% |
| Replacement tag | each | \$6.00 | \$8.00 | \$2.00 | 33% |
| Kennel Licence | each | \$187.00 | \$190.00 | \$3.00 | 2% |
| Impoundment Fee - Dog wearing a current Town of Collingwood Tag | | | | | |
| <i>First Occurrence - Picked up within 24 hrs.</i> | | No Charge | No Charge | \$0.00 | 0% |
| <i>First Occurrence - Picked up after 24 hrs.</i> | each | \$93.50 | \$95.00 | \$1.50 | 2% |
| <i>Subsequent occurrence</i> | each | \$151.00 | \$155.00 | \$4.00 | 3% |
| Impoundment Fee - Dog not wearing a current Town of Collingwood licence | | | | | |
| <i>First Occurrence</i> | each | \$120.00 | \$125.00 | \$5.00 | 4% |
| <i>Subsequent occurrence</i> | each | \$185.00 | \$190.00 | \$5.00 | 3% |
| Lifetime Dog Licence | each | \$175.00 | REMOVED | | |
| Pick up of dog and return to owner | each | \$70.00 | \$75.00 | \$5.00 | 7% |
| Georgian Triangle Humane Society Boarding Fee | per day | \$35.00 | \$30.00 | (\$5.00) | -14% |
| Exemption Request to Clerk (Responsible Pet Ownership By-law) | each | \$150.00 | \$155.00 | \$5.00 | 3% |
| Business Licensing Compliance | | | | | |
| Request for Appeal - STA Licensing | each | \$250.00 | \$255.00 | \$5.00 | 2% |
| Class A – Guest Room Short-Term Accommodation (Partial Unit Rental) | per licence | | \$1,250.00 | \$1,250.00 | 100% |
| Class B – Principal Residence Short-Term Accommodation (Entire Unit Rental) | per licence | | \$2,250.00 | \$2,250.00 | 100% |
| Class C – Additional Residential Unit Short-Term Accommodation (Entire Unit Rental) | per licence | | \$2,500.00 | \$2,500.00 | 100% |
| Class A - Late Fee (not renewed within 30 days of licence expiry) | each | | \$250.00 | \$250.00 | 100% |
| Class B - Late Fee (not renewed within 30 days of licence expiry) | each | | \$450.00 | \$450.00 | 100% |
| Class C - Late Fee (not renewed within 30 days of licence expiry) | each | | \$500.00 | \$500.00 | 100% |
| Fire Prevention Inspection (part of STA licence fee - only charged if re-inspections are required) | each | | \$150.00 | \$150.00 | 100% |
| Property Standards & Licencing Inspection (part of STA licence fee - only charged if re-inspections are required) | each | | \$120.00 | \$120.00 | 100% |
| Food Vendor Class "A" | per licence | \$697.00 | \$710.00 | \$13.00 | 2% |
| Food Vendor Class "B" | per licence | \$411.00 | \$420.00 | \$9.00 | 2% |
| Food Vendor Class "A" and "B" relocation fee | per licence | \$57.50 | \$60.00 | \$2.50 | 4% |
| Food Vendor "C" - Charitable/Not for Profit Organization | per licence | \$36.50 | \$40.00 | \$3.50 | 10% |
| Busker Resident | per licence | No Charge | No Charge | \$0.00 | 0% |
| Busker Non-Resident | per licence | \$20.00 | \$20.00 | \$0.00 | 0% |
| Hawker and Peddler Licence per year | per licence | \$577.00 | \$590.00 | \$13.00 | 2% |
| Sale and Purchase of Second Hand Goods | per licence | \$577.00 | \$590.00 | \$13.00 | 2% |
| Special Event Hawker and Peddler Licence | per licence | \$42.00 or \$72.00 | 45 or 75 | \$3.00 | 4% & 7% |




2025 FEES AND SERVICE CHARGES

| Service/Item | Unit of Measure | 2024 Fee | 2025 Fee | \$ Change | % Change |
|---|-----------------|---|---|-----------|----------|
| Section C - Community Safety & Standards | | | | | |
| C1 - Community Standards | | | | | |
| Special Event Transient Trader Licence | per licence | \$42.00 or \$72.00 | 45 or 75 | \$3.00 | 4% & 7% |
| Transient Trader Licence | per licence | \$575.00 | \$590.00 | \$15.00 | 3% |
| Property/Person Compliance | | | | | |
| Building Division - Letters of Compliance | each | \$117.87 | \$125.00 | \$7.13 | 6% |
| Upon Issuance of a Verbal or Written Warning | | No Charge | No Charge | | |
| Upon Issuance of Notice of Violation | each | | \$100.00 | \$100.00 | 100% |
| Upon Issuance of an Order | each | | \$150.00 | \$150.00 | 100% |
| Inspection Fee - when an officer conducts an inspection in which there is a failure to remedy a by-law contravention by the date of compliance set out in a written notice or order | per inspection | \$120.00 | \$125.00 | \$5.00 | 4% |
| Fee invoiced to the property owner when an inspection of the property confirms that the property does not comply with the Town's property standards by-law | | | | | |
| Upon issuance of first warning letter/notice/order - interior of building fee | each | \$225.00 | REPLACED | | |
| Upon issuance of first warning letter/notice/order - exterior of building fee | each | \$150.00 | REPLACED | | |
| Recurrence(s) within 12 month period - interior of building fee | | \$350.00 | REPLACED | | |
| Recurrence(s) within 12 month period - exterior of building fee | | \$200.00 | REPLACED | | |
| Fee invoiced to the property owner when an inspection of the property confirms that the property does not comply with a Town by-law (excluding property standards): | | | | | |
| Upon issuance of first warning letter/notice/order fee | | \$150.00 | REPLACED | | |
| Recurrence(s) within 12 month period | each | \$200.00 | REPLACED | | |
| Noise Exemption Application Fee (non-event) | each | \$222.50 + 100% of Advertising Cost | \$227.00 + 100% of Advertising Cost | \$4.50 | 2% |
| Noise Exemption Application Fee (event) | each | \$335.00 + 100% of Advertising Cost | \$342.00 + 100% of Advertising Cost | \$7.00 | 2% |
| Noise Exemption Application Fee (event) - less than 30 days prior to event | each | \$553.00 + 100% of Advertising Cost | \$564.00 + 100% of Advertising Cost | \$11.00 | 2% |
| Property Standards Order - Registration on Title | each | \$301.50 | \$310.00 | \$8.50 | 3% |
| Property Standards Order - De-registration from Title | each | \$301.50 | \$310.00 | \$8.50 | 3% |
| Certificate of Compliance - Property Standards | per letter | \$88.50 | \$125.00 | \$36.50 | 41% |
| Request for Appeal - Property Standards | each | \$250.00 | \$255.00 | \$5.00 | 2% |
| Work Completed for Compliance | per occurrence | 100% of total cost + 30% admin fee (\$2000 max admin fee) | 100% of total cost + 30% admin fee (\$2000 max admin fee) | \$0.00 | 0% |
| Private Property Compliance - Permanent Signs on Private Property | | | | | |
| Fascia Sign | each | \$3.25 per square foot (minimum \$100) | \$3.30 per square foot (minimum \$100) | \$0.05 | 2% |
| Ground Sign | each | \$3.25 per square foot (minimum \$100) | \$3.30 per square foot (minimum \$100) | \$0.05 | 2% |
| Projecting Sign | each | \$119.50 | \$122.00 | \$2.50 | 2% |




2025 FEES AND SERVICE CHARGES

| Service/Item | Unit of Measure | 2024 Fee | 2025 Fee | \$ Change | % Change |
|--|---------------------|---|---|-----------|----------|
| Section C - Community Safety & Standards | | | | | |
| C1 - Community Standards | | | | | |
| Private Property Compliance - Permanent Signs on Private Property | | | | | |
| Maximum 15 day display period | each display period | \$57.50 | \$59.00 | \$1.50 | 3% |
| Maximum 30 day display period | each display period | \$119.50 | \$122.00 | \$2.50 | 2% |
| "A" Frame Sign (sandwich board type) removed daily | each | No charge | No charge | \$0.00 | 0% |
| Private Property Compliance - Other Signs | | | | | |
| Development Sign | each | \$3.50 per square foot (minimum \$100) | \$3.57 per square foot (minimum \$100) | \$0.07 | 2% |
| Mobile Sign: Maximum 15 day display period | each display period | \$57.50 | \$59.00 | \$1.50 | 3% |
| Mobile Sign: Maximum 30 day display period | each display period | \$119.50 | \$122.00 | \$2.50 | 2% |
| Portable Sign | each | \$100.00 per calendar year | \$102.00 per calendar year | \$2.00 | 2% |
| Portable Sign - sign permit fee after July 1st | each | \$88.50 | \$90.50 | \$2.00 | 2% |
| Portable Sign - Not-for-profit community event | each | No charge | No charge | \$0.00 | 0% |
| Sidewalk Sign ("A" Frame) on private property removed daily | each | No charge | No charge | \$0.00 | 0% |
| Sidewalk Sign ("A" Frame) on public property removed daily | each | \$119.50 | \$122.00 | \$2.50 | 2% |
| Sidewalk Sign ("A" Frame) on public property annual renewal | each | \$25.00 per calendar year | \$25.50 per calendar year | \$0.50 | 2% |
| Private Property Compliance - Administration Fees in Addition to Sign Permit Fees | | | | | |
| Sign Variance Application Fee | each | \$592.50 | \$604.50 | \$12.00 | 2% |
| Sign Variance Application Fee (Sign within the Collingwood Heritage Conservation Dis | each | \$883.00 | \$901.00 | \$18.00 | 2% |
| Administration Fee: Where a sign has been put up without the required Sign Permit or variance approval | each | 100% of Sign Permit Fee | 100% of Sign Permit Fee | \$0.00 | 0% |
| Sign Storage Fee | each | \$5.00 per calendar day or part thereof | \$5.10 per calendar day or part thereof | \$0.10 | 2% |
| Removal and confiscation of signs - A-Frames | per occurrence | \$150.00 | \$153.00 | \$3.00 | 2% |
| Removal and confiscation of signs - poster, wire framed "bag" and similar temporary s | per occurrence | \$100.00 | \$102.00 | \$2.00 | 2% |
| Removal and confiscation of signs - all other signs | per occurrence | 100% of total cost + 30% admin fee (\$2000 max admin fee) | 100% of total cost + 30% admin fee (\$2000 max admin fee) | \$0.00 | 0% |
| Private Property Compliance - Miscellaneous | | | | | |
| Private Pool Fence Enclosure | each | \$115.00 | \$117.50 | \$2.50 | 2% |
| Fence Variance Application Fee | each | \$115.00 | \$117.50 | \$2.50 | 2% |
| Right of Entry | each | \$225.00 | \$229.50 | \$4.50 | 2% |
| Right of Entry- Renewal | each | \$115.00 | \$117.50 | \$2.50 | 2% |
| Permit File Retrieval Fee | per property | \$117.73 | \$120.00 | \$2.27 | 2% |
| Scanning and Conversion of paper documents to electronic format | per page | \$5.70 | MOVED | | |
| Black and white photo copies | each | | MOVED | | |
| Colour Photocopies | each | | MOVED | | |
| C2 - Fire | | | | | |
| Fire Prevention & Public Education - Reports | | | | | |
| Fire/Rescue/Accident | per report | \$120.00 | \$123.00 | \$3.00 | 3% |
| Investigation | per report | \$120.00 | \$123.00 | \$3.00 | 3% |
| Inspection | per report | \$120.00 | \$123.00 | \$3.00 | 3% |




2025 FEES AND SERVICE CHARGES

| Service/Item | Unit of Measure | 2024 Fee | 2025 Fee | \$ Change | % Change |
|---|-----------------------|-----------|-----------|-----------|----------|
| Section C - Community Safety & Standards | | | | | |
| C1 - Community Standards | | | | | |
| Fire Prevention & Public Education - Letters of Compliance | | | | | |
| Department Letters of Compliance | per letter | \$120.00 | \$125.00 | \$5.00 | 4% |
| Fire Prevention & Public Education - Request for Inspection of Properties | | | | | |
| Accreditation inspection for new licensed Day Care, Nursery, Schools, Rest Homes, etc. | each | \$120.00 | \$123.00 | \$3.00 | 3% |
| Single Occupancy Building under 20,000 sq. ft. | each | \$120.00 | \$123.00 | \$3.00 | 3% |
| Single Occupancy Building over 20,000 sq. ft. | each | \$120.00 | \$123.00 | \$3.00 | 3% |
| Multiple Tenant Building under 20,000 sq. ft. - common areas | each | \$120.00 | \$123.00 | \$3.00 | 3% |
| Multiple Tenant Building over 20,000 sq. ft. - common areas | each | \$120.00 | \$123.00 | \$3.00 | 3% |
| Multiple Tenant Building each unit - occupancy | each | \$65.00 | \$67.00 | \$2.00 | 3% |
| Apartment Buildings 0-10 units | | | | | |
| Flat Fee | each | \$125.00 | \$128.00 | \$3.00 | 2% |
| Unit Fee | per unit | \$14.00 | \$15.00 | \$1.00 | 7% |
| Apartment Buildings over 10 units | | | | | |
| Flat Fee | each | \$125.00 | \$128.00 | \$3.00 | 2% |
| Unit Fee | per unit | \$14.00 | \$15.00 | \$1.00 | 7% |
| Fire Prevention & Public Education - Inspection required by L.L.B.O. | | | | | |
| Inspection of public hall facilities that are requested by owner, etc.. | each | \$120.00 | \$123.00 | \$3.00 | 3% |
| Inspection of public hall facilities that are Special Occasion Permits | each | \$120.00 | \$123.00 | \$3.00 | 3% |
| Fire Prevention & Public Education - Permits/License/Plan Approvals | | | | | |
| Burning Permits Site approval | n/a | No Charge | No Charge | \$0.00 | 0% |
| Burning Permits (max. one year) | each | \$38.00 | \$38.00 | \$0.00 | 0% |
| Burning Permits Farmers | n/a | No Charge | No Charge | \$0.00 | 0% |
| Controlled Burn Permit | each | \$297.00 | \$303.00 | \$6.00 | 2% |
| Public Fireworks Permit | each | \$120.00 | \$123.00 | \$3.00 | 3% |
| Fire Prevention & Public Education - Fire Prevention Services | | | | | |
| Inspection Programs | n/a | No charge | No charge | \$0.00 | 0% |
| Inspection Compliance (30 days) * Failure to comply within 30 days will result in a follow up inspection plus fees & service charges | each | \$120.00 | \$123.00 | \$3.00 | 3% |
| Fire Safety Plan Review (Note: No fee for initial review, above fee shall be charged for any subsequent reviews) | each | | \$123.00 | \$123.00 | 100% |
| Standpipe Hose Removal Request | Per Standpipe Cabinet | | \$50.00 | \$50.00 | 100% |
| Public Education Programs | n/a | No charge | No charge | \$0.00 | 0% |
| Annual Fire Extinguisher Certification/Training | | | | | |
| *(FPO/FPI) Flat Fee (vulnerable occupancies/schools excluded) | Fire Prevention Fee | \$150.00 | \$153.00 | \$3.00 | 2% |
| *Plus per person attending (vulnerable occupancies/schools excluded) | per person | \$20.00 | \$21.00 | \$1.00 | 5% |
| Hourly Rate per officer | per hour per officer | \$94.00 | \$96.00 | \$2.00 | 2% |



2025 FEES AND SERVICE CHARGES

| Service/Item | Unit of Measure | 2024 Fee | 2025 Fee | \$ Change | % Change |
|---|--------------------------|--|--|-----------|----------|
| Section C - Community Safety & Standards | | | | | |
| C1 - Community Standards | | | | | |
| Fire Prevention & Public Education - Marijuana Grow Operation Enforcement (fee per property) | | | | | |
| Inspection | per occurrence | \$120.00 | \$123.00 | \$3.00 | 3% |
| Court/Tribunal Attendance Fee | per occurrence | \$120.00 | \$123.00 | \$3.00 | 3% |
| Fire Suppression & Emergency Response | | | | | |
| Response to emergencies on waterways | per hour | \$1,434.00 | \$1,463.00 | \$29.00 | 2% |
| Response to vehicle fires and accidents | per hour | MTO Rates plus staff time (minimum 3 hrs.) | MTO Rates plus staff time (minimum 3 hrs.) | \$0.00 | 0% |
| * Bill for services provided for emergencies involving vehicles/boats on municipal roadways/waterways | | | | | |
| False Alarms after two alarms caused by a controllable factor within a 12 month period | per occurrence | \$598.00 | \$610.00 | \$12.00 | 2% |
| Elevator Calls after two alarms caused by a controllable factor within a 12 month period | per occurrence | \$598.00 | \$610.00 | \$12.00 | 2% |
| No Key Holder Responding or keyholder not available. Fire Department does Fire Alarm Re-set & Restore. | per occurrence | | \$123.00 | \$123.00 | 100% |
| Open Air Burning without permit | per occurrence | \$598.00 | \$610.00 | \$12.00 | 2% |
| Apparatus Standby and 4 Fire Fighters | per hour | MTO Rates plus staff time (minimum 3 hrs.) | MTO Rates plus staff time (minimum 3 hrs.) | \$0.00 | 0% |
| Fire Fighter - hourly rate per firefighter | per hour per firefighter | \$94.00 | \$96.00 | \$2.00 | 2% |
| Hazardous material calls - minimum 4 Fire Fighters and Apparatus | per hour | MTO Rates plus staff time (minimum 3 hrs.) | MTO Rates plus staff time (minimum 3 hrs.) | \$0.00 | 0% |
| Technical Rescue Services obtained from other Municipalities | per occurrence | Full Cost Recovery | Full Cost Recovery | \$0.00 | 0% |
| Fire Department Response Fees/Indemnification Technology ® | per occurrence | Current MTO rate per hour per vehicle plus personnel costs plus any additional costs for each and every call.* *Should the insurer pay the coverage to the property owner, the property owner is liable to remit these funds to the municipality or its representative. | Current MTO rate per hour per vehicle plus personnel costs plus any additional costs for each and every call.* *Should the insurer pay the coverage to the property owner, the property owner is liable to remit these funds to the municipality or its representative. | \$0.00 | 0% |



2025 FEES AND SERVICE CHARGES

| Service/Item | Unit of Measure | 2024 Fee | 2025 Fee | \$ Change | % Change |
|---|-----------------|--------------------|--------------------|-----------|----------|
| Section C - Community Safety & Standards | | | | | |
| C1 - Community Standards | | | | | |
| Fire Suppression & Emergency Response - Extraordinary Expenses | | | | | |
| If Fire and Emergency Services respond to a motor vehicle incident or other emergency at any property in the Town and the Fire Chief or designate determine, that it is necessary to retain a private contractor, rent special equipment not normally carried on a fire apparatus, use more materials than are carried on a fire apparatus in order to determine origin and cause, suppress or extinguish a fire, preserve property, prevent a fire from spreading, make safe or otherwise control and eliminate an emergency or damage equipment owned by the Town, the owner shall be charged those expenses incurred, plus applicable taxes. | | Full Cost Recovery | Full Cost Recovery | \$0.00 | 0% |
| Fire Suppression & Emergency Response - Training Services | | | | | |
| Fire Training Trailer | per day use | | \$400.00 | \$400.00 | 100% |




2025 FEES AND SERVICE CHARGES

| Service/Item | Unit of Measure | 2024 Fee | 2025 Fee | \$ Change | % Change |
|--|-----------------|----------|------------|-----------|----------|
| Section D - Community Health & Well-being | | | | | |
| D1 - Parks & Harbour | | | | | |
| Parks, Trail & Amenities - Fields - May 1 to October 1 unless permitted | | | | | |
| Park full -no public access/day (Millennium Only) | per day | \$997.50 | \$1,018.00 | \$20.50 | 2% |
| Park partial - event area/day | per day | \$239.00 | \$244.00 | \$5.00 | 2% |
| Park partial | per hour | \$24.00 | \$24.50 | \$0.50 | 2% |
| Baseball diamond- rental/hour | per hour | \$24.00 | \$24.50 | \$0.50 | 2% |
| Baseball diamond - rental/hour - Minor sports groups (soccer, baseball) | per hour | \$14.00 | \$14.50 | \$0.50 | 4% |
| Baseball diamond- drag & line/each | each | \$19.00 | \$19.50 | \$0.50 | 3% |
| Baseball diamond- lights/hour | per hour | \$8.50 | \$8.75 | \$0.25 | 3% |
| Soccer pitch full size- rental/hour | per hour | \$19.00 | \$19.50 | \$0.50 | 3% |
| Soccer pitch full size - rental/hour - Minor sports groups (soccer, baseball) | per hour | \$11.50 | \$11.75 | \$0.25 | 2% |
| Soccer pitch full size- line/each | each | \$52.00 | \$53.25 | \$1.25 | 2% |
| Soccer pitch full size- lights/hour | per hour | \$8.50 | \$8.75 | \$0.25 | 3% |
| Soccer pitch full size- field layout | each | \$104.00 | \$107.00 | \$3.00 | 3% |
| Soccer pitch 3/4 size rental/hour | per hour | \$14.00 | \$14.50 | \$0.50 | 4% |
| Soccer pitch 3/4 size - rental/hour - Minor sports groups (soccer, baseball) | per hour | \$7.50 | \$7.75 | \$0.25 | 3% |
| Soccer pitch 3/4 size- line/each | each | \$42.00 | \$43.00 | \$1.00 | 2% |
| Soccer pitch 3/4 size- field layout/each | each | \$78.00 | \$79.75 | \$1.75 | 2% |
| Soccer pitch mini- rental/hour | each | \$12.50 | \$12.75 | \$0.25 | 2% |
| Soccer pitch mini - rental/hour - Minor sports groups (soccer, baseball) | per hour | \$7.50 | \$7.75 | \$0.25 | 3% |
| Soccer pitch mini- line/each | each | \$27.50 | \$28.25 | \$0.75 | 3% |
| Soccer pitch mini- field layout/each | each | \$73.00 | \$75.00 | \$2.00 | 3% |
| Soccer pitch micro- rental/hour | per hour | \$7.50 | \$7.75 | \$0.25 | 3% |
| Soccer pitch micro - rental/hour - Minor sports groups (soccer, baseball) | per hour | \$4.50 | \$4.75 | \$0.25 | 6% |
| Soccer pitch micro- line/each | each | \$14.00 | \$14.50 | \$0.50 | 4% |
| Soccer pitch micro- field layout/each | each | \$34.50 | \$35.25 | \$0.75 | 2% |
| Track & Field/Rugby/Football - line | each | \$145.50 | \$149.00 | \$3.50 | 2% |
| Tennis Court/Multi Use Court/Skatepark | per day | \$99.00 | REMOVED | | |
| Tennis Court/Multi Use Court/Skatepark | per hour | \$19.00 | \$7.00 | (\$12.00) | -63% |
| Tennis Court/Multi Use Court/Skatepark - minor sport groups | per hour | | \$3.50 | \$3.50 | 100% |
| Advertising (Outfield Fence/Dog Park)- Annual | Per year | \$182.00 | \$186.00 | \$4.00 | 2% |




2025 FEES AND SERVICE CHARGES

| Service/Item | Unit of Measure | 2024 Fee | 2025 Fee | \$ Change | % Change |
|---|-----------------------------------|--------------------------------------|------------|-----------|----------|
| Section D - Community Health & Well-being | | | | | |
| Parks, Trail & Amenities - Amphitheatre | | | | | |
| Amphitheatre | per hour | \$31.50 | \$33.00 | \$1.50 | 5% |
| Amphitheatre Half Day (minimum 4 hours) | 4 hours | \$104.00 | \$107.00 | \$3.00 | 3% |
| Amphitheatre Full Day (minimum 8 hours) | per day | \$244.50 | \$250.00 | \$5.50 | 2% |
| Parks, Trail & Amenities - Sunset Point Park | | | | | |
| Pavilion | per hour | \$29.00 | \$30.00 | \$1.00 | 3% |
| Volleyball Courts | per hour | \$5.50 | \$10.00 | \$4.50 | 82% |
| Marina & In-Water Services - Season April 1 to October 31 | | | | | |
| <i>Lengths below include bow sprint or pulpit, swim platform and auxiliary dinghies</i> | | | | | |
| Docking Fees - Commercial - Per day | per foot | \$3.00 | \$3.25 | \$0.25 | 8% |
| Docking Fees - Commercial - Per week | per foot | \$12.50 | \$13.00 | \$0.50 | 4% |
| Docking Fees - Commercial - Per month | per vessel | \$390.00 | \$398.00 | \$8.00 | 2% |
| Docking Fees - Commercial - Per season | per vessel | \$1,818.00 | \$1,900.00 | \$82.00 | 5% |
| Docking Fees - Recreational-Per overnight - up to 25' | per foot | \$3.00 | \$3.25 | \$0.25 | 8% |
| Docking Fees - Recreational-Per overnight - over 25' | per foot | \$3.00 | \$3.25 | \$0.25 | 8% |
| Docking Fees - Recreational-Per Season - up to 18' | per vessel | \$1,179.50 | \$1,260.00 | \$80.50 | 7% |
| Docking Fees - Recreational-Per Season - over 18' | per foot | \$62.50 | \$70.00 | \$7.50 | 12% |
| Boat Launch Fee (for visitors, non-residents and residents that do not have an annual boat launch pass) | per vessel per day | \$10.00 | \$10.00 | \$0.00 | 0% |
| Season Boat Launch Pass for Residents | per vessel per season | \$88.50 | \$90.00 | \$1.50 | 2% |
| Season Boat Launch Pass for Non-Residents | per vessel per season | \$104.00 | \$105.00 | \$1.00 | 1% |
| Season Boat Launch Pass and Parking Pass for Non-Residents | per vessel and vehicle per season | \$225.00 | REPLACED | | |
| Hydro Per Season | per vessel per season | \$187.00 | \$191.00 | \$4.00 | 2% |
| Short term trailer storage approved by Harbour Attendant | per vessel per day | \$6.50 | \$6.75 | \$0.25 | 4% |
| Seasonal Dry Storage (Nov 1 - April 30) | per foot | \$9.50 | REMOVED | | |
| Seasonal Mooring Waitlist (refundable) | per vessel | \$114.50 | \$117.00 | \$2.50 | 2% |
| Cancellation fee applies if notice received prior to June 30th | | refund pro-rated + \$30.00 admin fee | | \$0.00 | 0% |
| Cancellation after June 30th | | non-refundable | | \$0.00 | 0% |



2025 FEES AND SERVICE CHARGES

| Service/Item | Unit of Measure | 2024 Fee | 2025 Fee | \$ Change | % Change |
|--|-----------------|----------|----------|-----------|----------|
| Section D - Community Health & Well-being | | | | | |
| D2 - Community Culture, Arts & Recreation Spaces | | | | | |
| Museum Grounds Rental (No Staff Member On-site) | | | | | |
| Museum Grounds/Event Area hourly | per hour | \$31.50 | \$33.00 | \$1.50 | 5% |
| Museum Grounds/Event Area Half Day (minimum 4 hours) | 4 hours | \$104.00 | \$107.00 | \$3.00 | 3% |
| Museum Grounds/Event Area Full Day (minimum 8 hours) | per day | \$244.50 | \$250.00 | \$5.50 | 2% |
| Museum Interior Rental (Staff Member on-site, 3 hour minimum) | | | | | |
| Regular Rental | 3 hours | \$339.36 | \$347.00 | \$7.64 | 100% |
| Non-profit Organization Rental | 3 hours | | \$223.00 | \$223.00 | 100% |
| Additional Hours For Profit Organization | per hour | \$125.00 | \$128.00 | \$3.00 | 2% |
| Additional Hours For Non-Profit Organization | per hour | | \$82.00 | \$82.00 | 100% |
| Museum Rental Security Deposit | per event | | \$200.00 | \$200.00 | 100% |
| Simcoe Street Theatre Rental | | | | | |
| Theatre - Commercial Standard Rate (Sundays - Thursdays) 2 hour minimum | per hour | \$50.00 | \$51.00 | \$1.00 | 2% |
| Theatre - Commercial Prime Rate (4pm Fridays - 2am Sundays) 2 hour minimum | per hour | \$73.00 | \$75.00 | \$2.00 | 3% |
| Theatre - Commercial Standard Rate (Sundays - Thursdays) Full Day | per day | \$375.00 | \$382.50 | \$7.50 | 2% |
| Theatre - Commercial Prime Rate (4pm Fridays - 2am Sundays) Full Day | per day | \$547.50 | \$562.50 | \$15.00 | 3% |
| Theatre - Subsidized Standard Rate (Sundays - Thursdays) 2 hour minimum | per hour | \$30.00 | \$31.00 | \$1.00 | 3% |
| Theatre - Subsidized Prime Rate (4pm Fridays - 2am Sundays) 2 hour minimum | per hour | \$43.80 | \$45.00 | \$1.20 | 3% |
| Theatre - Subsidized Standard Rate (Sundays - Thursdays) Full Day | per day | \$225.00 | \$232.50 | \$7.50 | 3% |
| Theatre - Subsidized Prime Rate (4pm Fridays - 2am Sundays) Full Day | per day | \$328.50 | \$337.50 | \$9.00 | 3% |
| Theatre - Rehearsal Space | per hour | | \$24.00 | \$24.00 | 100% |
| Pressroom - Commercial Rate | per hour | \$34.50 | \$35.25 | \$0.75 | 2% |
| Pressroom - Subsidized Rate | per hour | \$20.70 | \$21.25 | \$0.55 | 3% |
| Cleaning & Damage Deposit | per event | \$200.00 | \$200.00 | \$0.00 | 0% |



2025 FEES AND SERVICE CHARGES

| Service/Item | Unit of Measure | 2024 Fee | 2025 Fee | \$ Change | % Change |
|--|--------------------|----------|----------|-----------|----------|
| Section D - Community Health & Well-being | | | | | |
| Pipe & Drape | per event | | \$10.00 | \$10.00 | 100% |
| Additional microphones | each | \$5.50 | \$5.75 | \$0.25 | 5% |
| Piano - Roland HP203 Digital Piano | per event | \$20.00 | \$21.00 | \$1.00 | 5% |
| Concert Lighting | per event | \$30.00 | \$31.00 | \$1.00 | 3% |
| Concert Sound System | per event | \$45.00 | \$46.00 | \$1.00 | 2% |
| Drums (Five Piece Set) | per event | \$20.00 | \$20.50 | \$0.50 | 3% |
| Wireless Mic (Includes Two Wireless Handheld Mics) | per event | \$25.00 | \$25.50 | \$0.50 | 2% |
| Projector and Screen (Does Not Include Media Player, Example Laptop) | per event | \$25.00 | \$25.50 | \$0.50 | 2% |
| Centennial Aquatic Centre Pool Rental | | | | | |
| Lane rental (per 1 lane) | per hour | \$16.00 | \$18.35 | \$2.35 | 15% |
| Warm Water Pool | per hour | \$34.50 | \$35.25 | \$0.75 | 2% |
| Basic Max. 25 people | per hour | \$98.00 | \$110.00 | \$12.00 | 12% |
| Non-Profit Youth Max. 25 | per hour | \$49.00 | \$55.00 | \$6.00 | 12% |
| Birthday Party Pool and Room (1 hour each) Max. 25 people | 1 hour | \$137.50 | \$125.00 | (\$12.50) | -9% |
| Pool- over 25 people additional guards required | per hour per guard | \$25.00 | \$25.50 | \$0.50 | 2% |
| Base Room Rental -Public | per hour | \$35.50 | \$37.00 | \$1.50 | 4% |
| Base Room Rental Non-Profit Organization | per hour | \$25.00 | \$24.00 | (\$1.00) | -4% |
| Advertising- Wall | per year | \$702.50 | \$725.00 | \$22.50 | 3% |
| Central Park Outdoor Rink Rental | | | | | |
| Lights | per hour | \$8.50 | \$8.75 | \$0.25 | 3% |
| Summer General Rental | per hour | \$24.00 | \$24.50 | \$0.50 | 2% |
| Pickleball Courts | per hour | \$5.00 | \$5.25 | \$0.25 | 5% |
| Winter General Rental | per hour | \$114.50 | \$117.00 | \$2.50 | 2% |
| Curling Club Rental | | | | | |
| Floor/room Rental (during the event) | per hour | \$93.50 | \$95.50 | \$2.00 | 2% |
| Floor/room Rental (setup, tear down, overnight) | per hour | \$26.00 | \$26.75 | \$0.75 | 3% |
| Pickleball Courts | per hour | \$10.00 | \$10.25 | \$0.25 | 3% |
| Upstairs lounge | per hour | \$62.50 | \$64.00 | \$1.50 | 2% |
| Upstairs lounge - with floor rental | per event | \$182.00 | \$186.00 | \$4.00 | 2% |
| Curling Club Lounge Security Deposit | per event | | \$350.00 | \$350.00 | 100% |




2025 FEES AND SERVICE CHARGES

| Service/Item | Unit of Measure | 2024 Fee | 2025 Fee | \$ Change | % Change |
|---|-----------------|------------|------------|-----------|----------|
| Section D - Community Health & Well-being | | | | | |
| Eddie Bush Memorial Arena & Central Park Arena Rental | | | | | |
| Minor Sports Groups (CMHA, Collingwood Skating Club, Schools) | per hour | \$128.75 | \$132.00 | \$3.25 | 3% |
| Minor Sports Groups Prime (after 7pm) (CMHA, Collingwood Skating Club, Schools) | per hour | \$134.00 | \$137.00 | \$3.00 | 2% |
| Tournaments(15+ hours) | per hour | \$169.50 | \$173.00 | \$3.50 | 2% |
| Prime Ice Rental | per hour | \$204.50 | \$209.00 | \$4.50 | 2% |
| Non Prime Ice rental (Monday - Friday 7am - 4:00pm) | per hour | \$130.00 | \$133.00 | \$3.00 | 2% |
| Commercial rate (hockey camps, hockey clinics, etc.) | per hour | \$214.00 | \$219.00 | \$5.00 | 2% |
| Holiday rate (Statutory Holidays) | per hour | \$204.50 | \$209.00 | \$4.50 | 2% |
| Summer Floor Rental - Eddie Bush Memorial Arena | per day | \$1,143.00 | \$1,166.00 | \$23.00 | 2% |
| Summer Floor Rental - Eddie Bush Memorial Arena | per hour | \$89.50 | \$92.00 | \$2.50 | 3% |
| Minor Sports Groups Summer Floor (Ball Hockey, Lacrosse, etc.) | per hour | \$38.50 | \$40.00 | \$1.50 | 4% |
| Adult Sports Groups Summer Floor (Ball Hockey, Lacrosse, etc.) | per hour | \$58.50 | \$60.00 | \$1.50 | 3% |
| Mezzanine/Meeting Room - Public | per hour | \$35.50 | \$37.00 | \$1.50 | 4% |
| Mezzanine/Meeting Room - Non Profit Organization | per hour | \$23.00 | \$24.00 | \$1.00 | 4% |
| Sports Hall of Fame | per day | \$389.00 | \$480.00 | \$91.00 | 23% |
| Sports Hall of Fame - Public | per hour | | \$40.00 | \$40.00 | 100% |
| Sports Hall of Fame - Non-Profit Organization | per hour | | \$25.00 | \$25.00 | 100% |
| Sports Hall of Fame Deposit | per day | \$350.00 | \$350.00 | \$0.00 | 0% |
| Mezzanine/Meeting Room - Public | per day | \$358.50 | \$444.00 | \$85.50 | 24% |
| Mezzanine/Meeting Room - Non-Profit Organization | per day | \$231.00 | \$288.00 | \$57.00 | 25% |
| Mezzanine/Meeting Room Deposit | per day | | \$350.00 | \$350.00 | 100% |
| Rentals and Services | | | | | |
| 8' Table (in facility only) | each | \$10.50 | \$10.75 | \$0.25 | 2% |
| Chair (in facility only) | each | \$3.50 | \$3.75 | \$0.25 | 7% |
| Chair - White Folding (indoor use only) | each | \$3.50 | \$3.75 | \$0.25 | 7% |
| Garbage/Recycling pail | each | \$3.50 | \$3.75 | \$0.25 | 7% |
| Garbage Removal Special Events/hour | per hour | \$291.00 | \$297.00 | \$6.00 | 2% |
| Playground Inspection | per hour | \$121.00 | \$124.00 | \$3.00 | 2% |
| Stanchions - delivered | each | \$2.50 | \$2.75 | \$0.25 | 10% |
| Man Lift Rental - Facilities | per day | \$197.50 | \$202.00 | \$4.50 | 2% |




2025 FEES AND SERVICE CHARGES

| Service/Item | Unit of Measure | 2024 Fee | 2025 Fee | \$ Change | % Change |
|--|---------------------------|---------------|---------------|-----------|----------|
| Section D - Community Health & Well-being | | | | | |
| Cancellation fee if notice not received within 48hrs of rental | | 10% of rental | 10% of rental | | |
| Track & Field/Rugby/Football - line | each | \$145.50 | \$149.00 | \$3.50 | 2% |
| Contracted Services (i.e. grass cutting) | per hour | | \$200.00 | \$200.00 | 100% |
| D3 - Community Gathering Spaces (Library) | | | | | |
| Library Rental | | | | | |
| Murray Clarkson Room | per hour | \$25.00 | \$25.00 | \$0.00 | 0% |
| Free Schools/Community Room B or C | per hour | \$30.00 | \$30.00 | \$0.00 | 0% |
| Community Rooms B & C - hourly rate | per hour | \$50.00 | \$50.00 | \$0.00 | 0% |
| Community Rooms B & C - daily rate | per day | \$300.00 | \$300.00 | \$0.00 | 0% |
| Room Preparation | per hour | \$15.00 | \$15.00 | \$0.00 | 0% |
| Room Rental Late Charge first 15 minutes over time booked | per 15 min | \$50.00 | \$50.00 | \$0.00 | 0% |
| Room Rental Late Charge for every 15 minutes thereafter | per 15 min | \$100.00 | \$100.00 | \$0.00 | 0% |
| Exam Proctoring | per exam | \$22.12 | \$26.55 | \$4.43 | 20% |
| D4 - Community Recreation Activities | | | | | |
| Centennial Aquatic Centre Pool - Entrance Fees | | | | | |
| Monthly Pass- Adult (18Y - 54Y) | per pass | \$47.00 | \$48.00 | \$1.00 | 2% |
| Monthly Pass- Child/Youth (17 Y under) | per pass | \$28.00 | \$29.00 | \$1.00 | 4% |
| Monthly Pass- Family (3 or more max. 2 adults) | per pass | \$74.00 | \$76.00 | \$2.00 | 3% |
| Monthly Pass- Senior (55+) | per pass | \$28.00 | \$29.00 | \$1.00 | 4% |
| 3 Month Pass- Adult (18Y-54Y) | per pass | \$93.50 | \$96.00 | \$2.50 | 3% |
| 3 Month Pass- Child/Youth (17 Y under) | per pass | \$71.00 | \$73.00 | \$2.00 | 3% |
| 3 Month Pass- Family (3 or more max. 2 adults) | per pass | \$190.50 | \$195.00 | \$4.50 | 2% |
| 3 Month Pass- Senior (55+) | per pass | \$71.00 | \$73.00 | \$2.00 | 3% |
| 12 Month Pass- Adult (18Y-54Y) | per pass | \$269.50 | \$275.00 | \$5.50 | 2% |
| 12 Month Pass- Child/Youth (17 Y under) | per pass | \$202.00 | \$207.00 | \$5.00 | 2% |
| 12 Month Pass- Family (3 or more max. 2 adults) | per pass | \$541.50 | \$553.00 | \$11.50 | 2% |
| 12 Month Pass- Senior (55+) | per pass | \$202.00 | \$207.00 | \$5.00 | 2% |
| Friday Public Swim | n/a | no charge | no charge | \$0.00 | 0% |
| Public Swim/Lane Swim- Adult (18Y - 54Y) | per participant per visit | \$4.50 | \$4.65 | \$0.15 | 3% |
| Public Swim/Lane Swim- Child/Youth (17 Y under) | per participant per visit | \$3.50 | \$3.75 | \$0.25 | 7% |
| Public Swim/Lane Swim- Family (3 or more max.2 adults) | per family per visit | \$9.50 | \$9.75 | \$0.25 | 3% |
| Public Swim/Lane Swim- Group Rate (up to 10 people) | per group per visit | \$38.00 | \$39.00 | \$1.00 | 3% |
| Public Swim/Lane Swim- Senior (55+) | per participant per visit | \$3.50 | \$3.75 | \$0.25 | 7% |




2025 FEES AND SERVICE CHARGES

| Service/Item | Unit of Measure | 2024 Fee | 2025 Fee | \$ Change | % Change |
|---|--------------------------------|-----------|-----------|-----------|----------|
| Section D - Community Health & Well-being | | | | | |
| Public Swim/Lane Swim-Toddler (2Y under) | per participant per visit | no charge | no charge | \$0.00 | 0% |
| Frequent Swimmer Card (Adult) | per card | \$44.50 | \$46.00 | \$1.50 | 3% |
| Frequent Swimmer Card (Senior) | per card | \$35.00 | \$36.00 | \$1.00 | 3% |
| Centennial Aquatic Centre Pool - Classes & Lessons | | | | | |
| Aqua Fitness Adult (18Y - 54Y) | per participant per class | \$4.50 | \$4.65 | \$0.15 | 3% |
| Aqua Fitness Senior (55+Y) | per participant per class | \$3.50 | \$3.75 | \$0.25 | 7% |
| Aqua Therapy | per participant per lesson set | \$83.50 | \$86.00 | \$2.50 | 3% |
| Swim Lessons Bronze Star | per participant per lesson set | \$149.00 | \$152.00 | \$3.00 | 2% |
| Swim Lessons Adult | per participant per lesson set | \$99.00 | \$101.00 | \$2.00 | 2% |
| Swim Lessons Parent and Tot | per participant per lesson set | \$77.00 | \$79.00 | \$2.00 | 3% |
| Swim Lessons Preschool | per participant per lesson set | \$77.00 | \$79.00 | \$2.00 | 3% |
| Swim Lessons - Swimmer 1 to 6 | per participant per lesson set | \$83.50 | \$86.00 | \$2.50 | 3% |
| Swim Lessons- Private 1/2 hour | per participant per lesson set | \$165.50 | \$169.00 | \$3.50 | 2% |
| Swim Lessons- Semi Private 1/2 hour | per participant per lesson set | \$124.00 | \$127.00 | \$3.00 | 2% |
| Swim Lessons- School Program | per student per lesson set | \$2.50 | \$2.50 | \$0.00 | 0% |
| Swim Lesson Cancellation Fee (less than 48hr notice) | | \$16.00 | \$20.00 | \$4.00 | 25% |
| Centennial Aquatic Centre Pool - Certifications | | | | | |
| Swim Lessons Standard First Aid/CPR "C" | per participant per lesson set | \$162.50 | \$166.00 | \$3.50 | 2% |
| Swim Lessons Standard First Aid/CPR "C" Recertification | | | \$83.00 | \$83.00 | 100% |
| Swim Lessons Swim Patrol | per participant per lesson set | \$97.00 | \$99.00 | \$2.00 | 2% |
| Swim Lessons NLS Certification | per participant per lesson set | \$318.00 | \$325.00 | \$7.00 | 2% |
| Swim Lessons NLS Recertification | per participant per lesson set | | \$108.00 | \$108.00 | 100% |
| LSS Swim Instructor Certification | per participant per lesson set | | \$160.00 | \$160.00 | 100% |
| LSS Instructor Certification | per participant per lesson set | | \$110.00 | \$110.00 | 100% |
| High Five Principles of Healthy Child Development Certification | per participant per lesson set | | \$85.00 | \$85.00 | 100% |
| High Five Quest Two | per participant per lesson set | | \$130.00 | \$130.00 | 100% |
| Swim Lessons Bronze Cross | per participant per lesson set | \$205.00 | \$210.00 | \$5.00 | 2% |
| Swim Lessons Bronze Medallion/Emergency First Aid | per participant per lesson set | \$205.00 | \$210.00 | \$5.00 | 2% |




2025 FEES AND SERVICE CHARGES

| Service/Item | Unit of Measure | 2024 Fee | 2025 Fee | \$ Change | % Change |
|--|----------------------------|----------------------------|----------------------------|-----------|----------|
| Section D - Community Health & Well-being | | | | | |
| Eddie Bush Memorial Arena & Central Park Arena | | | | | |
| Public Skating | per participant per visit | \$3.50 | \$3.75 | \$0.25 | 7% |
| Intro to Skating | per student per lesson set | \$29.00 | REMOVED | (\$29.00) | -100% |
| Youth Shinny | per participant per class | \$5.50 | \$6.00 | \$0.50 | 9% |
| Senior Shinny | per participant per class | \$7.50 | \$8.00 | \$0.50 | 7% |
| Adult Shinny | per participant per class | \$8.50 | \$9.00 | \$0.50 | 6% |
| Chair Yoga | per participant per class | \$5.00 | \$5.00 | \$0.00 | 0% |
| D5 - Water Treatment & Distribution | | | | | |
| Municipal Water Supply-Monthly Charges | | | | | |
| Water Service Supply Charge - up to 1 1/4" meter | per month | \$18.70 | \$19.73 | \$1.03 | 5.5% |
| Water Service Supply Charge - 1 1/4" meter | per month | \$23.62 | \$24.92 | \$1.30 | 5.5% |
| Water Service Supply Charge - 1 1/2" meter | per month | \$35.50 | \$37.45 | \$1.95 | 5.5% |
| Water Service Supply Charge - 2" meter | per month | \$52.74 | \$55.64 | \$2.90 | 5.5% |
| Water Service Supply Charge - 3" meter | per month | \$78.87 | \$83.21 | \$4.34 | 5.5% |
| Water Service Supply Charge - 4" meter | per month | \$119.53 | \$126.10 | \$6.57 | 5.5% |
| Water Service Supply Charge - 6" meter | per month | \$179.67 | \$189.55 | \$9.88 | 5.5% |
| Water Service Supply Charge - 8" meter | per month | \$239.05 | \$252.20 | \$13.15 | 5.5% |
| Water Service Supply Charge - 10" meter | per month | \$359.32 | \$379.08 | \$19.76 | 5.5% |
| Municipal Water Consumption | | | | | |
| Tier 1: 0-8m3/month | per cubic meter | \$1.050 | \$1.108 | \$0.06 | 5.5% |
| Tier 2: 8-15m3/month | per cubic meter | \$1.101 | \$1.162 | \$0.06 | 5.5% |
| Tier 3: 15-150m3/month | per cubic meter | \$1.206 | \$1.272 | \$0.07 | 5.5% |
| Tier 4: >150m3/month | per cubic meter | \$0.891 | \$0.940 | \$0.05 | 5.5% |
| Non-Metered (Flat Rate) Water Consumption Charge - first month | per month | \$93.50 | \$95.50 | \$2.00 | 2% |
| Non-Metered (Flat Rate) Water Consumption Charge - subsequent months | per month | 150% of prior month charge | 150% of prior month charge | \$0.00 | 0% |
| Bulk Water | per cubic meter | \$3.50 | \$3.57 | \$0.07 | 2% |
| Process Water | per cubic meter | \$0.50 | \$0.51 | \$0.01 | 2% |
| Municipal Water Misc. Service Charges | | | | | |
| Late Payment Charge | per month | 1.5% Cumulative Monthly | 1.5% Cumulative Monthly | \$0.00 | 0% |
| Administrative Charge as a % of material and contract cost | each | 15% | 15% | \$0.00 | 0% |
| Highway #26 East Watermain Project flat fee | per connection | \$6,441.00 | \$6,570.00 | \$129.00 | 2% |
| Highway #26 East Watermain Frontage Fee (minimum 60 feet frontage) | per meter frontage | \$223.50 | \$228.00 | \$4.50 | 2% |
| Silver Creek Drive Improvement Project | per meter frontage | \$163.50 | \$167.00 | \$3.50 | 2% |




2025 FEES AND SERVICE CHARGES

| Service/Item | Unit of Measure | 2024 Fee | 2025 Fee | \$ Change | % Change |
|---|---------------------------|------------------|------------------|-----------|----------|
| Section D - Community Health & Well-being | | | | | |
| Osler Bluff Road Improvement Project (max of 60.96m of frontage) | per meter frontage | \$295.50 | \$301.50 | \$6.00 | 2% |
| Mountain Road Trunk water main connection (includes water service installation or repair) | each | Time & Materials | Time & Materials | \$0.00 | 0% |
| Water Service Installation or Repair | each | Time & Materials | Time & Materials | \$0.00 | 0% |
| Water Meter Kit Purchase - up to 3/4" meter includes transmitter | each | \$457.50 | \$467.00 | \$9.50 | 2% |
| Water Meter Kit Purchase - greater than 3/4" meter | each | Time & Materials | Time & Materials | \$0.00 | 0% |
| Frozen Water Meter Replacement | each | \$455.00 | \$465.00 | \$10.00 | 2% |
| Touch pad replacement | each | Time & Materials | Time & Materials | \$0.00 | 0% |
| Disconnection of a water service at main | each | Time & Materials | Time & Materials | \$0.00 | 0% |
| Temporary removal and reinstallation of meter | each | Time & Materials | Time & Materials | \$0.00 | 0% |
| Construction water supply- Per Residential Unit | per construction unit | \$317.00 | \$323.50 | \$6.50 | 2% |
| Construction water supply - Non Residential | 0 - 5,000 Sq Feet | \$502.00 | \$512.50 | \$10.50 | 2% |
| Construction water supply - Non Residential | 0 - 10,000 Sq Feet | \$1,004.00 | \$1,024.50 | \$20.50 | 2% |
| Construction water supply - Non Residential | 0 - 15,000 Sq Feet | \$1,506.00 | \$1,536.50 | \$30.50 | 2% |
| Construction water supply - Non Residential | 0 - 20,000 Sq Feet | \$2,008.00 | \$2,048.50 | \$40.50 | 2% |
| Construction water supply - Non Residential | 0 - 25,000 Sq Feet | \$2,510.00 | \$2,560.50 | \$50.50 | 2% |
| Construction water supply - Non Residential | 0 - 30,000 Sq Feet | \$3,012.00 | \$3,072.50 | \$60.50 | 2% |
| Construction water supply - Non Residential | 0 - 35,000 Sq Feet | \$3,514.00 | \$3,584.50 | \$70.50 | 2% |
| Construction water supply - Non Residential | 0 - 40,000 Sq Feet | \$4,016.00 | \$4,096.50 | \$80.50 | 2% |
| Construction water supply - Non Residential | 0 - 45,000 Sq Feet | \$4,518.00 | \$4,608.50 | \$90.50 | 2% |
| Construction water supply - Non Residential | 0 - 50,000 Sq Feet | \$5,020.00 | \$5,120.50 | \$100.50 | 2% |
| Construction water supply - Non Residential | 0 - 55,000 Sq Feet | \$5,522.00 | \$5,632.50 | \$110.50 | 2% |
| Construction water supply - Non Residential | 0 - 60,000 Sq Feet | \$6,024.00 | \$6,144.50 | \$120.50 | 2% |
| Construction water supply - Non Residential | 0 - 65,000 Sq Feet | \$6,526.00 | \$6,657.00 | \$131.00 | 2% |
| Construction water supply - Non Residential | 0 - 70,000 Sq Feet | \$7,028.00 | \$7,169.00 | \$141.00 | 2% |
| Construction water supply - Non Residential | 0 - 75,000 Sq Feet | \$7,530.00 | \$7,681.00 | \$151.00 | 2% |
| Construction water supply - Non Residential | 75,000 Sq Feet or greater | \$8,032.00 | \$8,193.00 | \$161.00 | 2% |
| Vehicle Rental Charge | | | | | |
| Pickup Truck | per hour | \$19.50 | \$19.50 | \$0.00 | 0% |
| Service Truck | per hour | \$30.00 | \$31.00 | \$1.00 | 3% |
| Flat-Bed Truck | per hour | \$19.00 | REMOVED | (\$19.00) | -100% |
| Dump Truck | per hour | \$85.50 | \$88.00 | \$2.50 | 3% |
| Backhoe | per hour | \$73.00 | \$84.00 | \$11.00 | 15% |
| Wheeled Excavator | | | \$150.00 | \$150.00 | 100% |
| Rock Breaker | per hour | \$119.50 | \$125.50 | \$6.00 | 5% |
| Test Pump and Chlorinator | per hour | \$36.50 | REMOVED | (\$36.50) | -100% |
| Quench Buggy within Collingwood Town borders | per day | \$250.00 | \$250.00 | \$0.00 | 0% |




2025 FEES AND SERVICE CHARGES

| Service/Item | Unit of Measure | 2024 Fee | 2025 Fee | \$ Change | % Change |
|---|-----------------|------------------|------------------|-----------|----------|
| Section D - Community Health & Well-being | | | | | |
| Quench Buggy delivery surcharge outside of Collingwood Town borders | per use | | \$50.00 | \$50.00 | 100% |
| Backflow Prevention & Cross Control Protection | | | | | |
| One-time Registration Fee - Contractor | each | \$104.00 | \$106.50 | \$2.50 | 2% |
| Annual Fee - Contractor | each year | \$78.00 | \$80.00 | \$2.00 | 3% |
| Premise Survey - Owner | per survey | \$0.00 | \$0.00 | \$0.00 | 0% |
| Premise Device - Owner | per device | \$0.00 | \$0.00 | \$0.00 | 0% |
| Test Tag - Owner | per test tag | \$5.50 | \$5.65 | \$0.15 | 3% |
| Other Charges | | | | | |
| Water Service Turn on or off Charge - Regular Hours | per action | \$63.50 | \$65.00 | \$1.50 | 2% |
| Water Service Turn on or off Charge - Overtime/Emergency | per action | \$382.50 | \$382.50 | \$0.00 | 0% |
| Labour Charge - Normal Hours | per hour | \$61.50 | \$63.00 | \$1.50 | 2% |
| Labour Charge -Supervisor Normal Hours | per hour | \$85.50 | \$87.50 | \$2.00 | 2% |
| Labour Charge - After Hours | per hour | \$92.00 | \$94.00 | \$2.00 | 2% |
| Labour Charge - Supervisor After Hours | per hour | \$128.00 | \$131.00 | \$3.00 | 2% |
| Inspection Charge | each | Time & Materials | Time & Materials | \$0.00 | 0% |
| Watermain Chlorination and Bacti Testing | each | Time & Materials | Time & Materials | \$0.00 | 0% |
| Water Service Thawing | each | Time & Materials | Time & Materials | \$0.00 | 0% |
| Hydrant Flow Test Operation | per action | \$150.00 | \$150.00 | \$0.00 | 0% |



2025 FEES AND SERVICE CHARGES

| Service/Item | Unit of Measure | 2024 Fee | 2025 Fee | \$ Change | % Change |
|--|---------------------|--|--|-----------|----------|
| Section E - Arts, Culture & Heritage | | | | | |
| E1 - Conservation of Heritage & Culture | | | | | |
| Museum Image Reproduction & Digital | | | | | |
| Admin/New Scan - Applicable to images for which the Town of Collingwood does not hold copyright and are not in the Public Domain (pre 1949) | per image | \$10.50 | \$11.00 | \$0.50 | 5% |
| Digital Image/Usage - Applicable to images in the Public Domain (pre 1949) or those images for which the Town of Collingwood holds copyright | per use | \$25.00 | \$25.50 | \$0.50 | 2% |
| Mailing Fee Minimum Charge | per item | \$6.50 | \$7.00 | \$0.50 | 8% |
| Photocopies-any size | per page | \$0.25 | MOVED | | |
| Museum Activities | | | | | |
| Admission | per person donation | \$4.00 | \$5.00 | \$1.00 | 25% |
| Staff Costs | per hour | \$28.50 | \$29.50 | \$1.00 | 4% |
| Museum Activities - Membership Fees | | | | | |
| Individual - Annual Membership | per membership | \$23.00 | \$23.50 | \$0.50 | 2% |
| Family - Annual Membership | per membership | \$47.00 | \$48.00 | \$1.00 | 2% |
| School - Annual Membership | per membership | \$83.50 | \$85.50 | \$2.00 | 2% |
| Corporate - Annual Membership | per membership | \$125.00 | \$127.50 | \$2.50 | 2% |
| Benefactor - Annual Membership | per membership | \$640.00 | \$653.00 | \$13.00 | 2% |
| Life Membership | per membership | \$1,222.00 | \$1,246.50 | \$24.50 | 2% |
| Museum Activities - Tours | | | | | |
| Group Guided Tour / capacity limits in place | per hour | \$28.50/Hour Base Fee plus \$4/per person | \$29.50/Hour Base Fee plus \$5/per person. | \$1.00 | 4% |
| Group Tour: self-guided | per person | Suggested Donation of \$4 | Suggested Donation of \$5 | \$1.00 | 25% |
| Museum Activities - School Programming - Fees are non-refundable if cancelled within 48 hours of Program | | | | | |
| In House-local classes | per class | \$28.50/Hour Base Fee plus \$4/per person | \$29.50/hour base fee plus \$4/per person | \$1.00 | 4% |
| In House-Georgian Triangle classes | per class | \$45/Hour Base Fee plus \$4 per student | REMOVED | \$0.00 | -100% |
| Remote - at school | per class | \$28.50/Hour Base Fee plus \$4/per person | \$29.50/hour base fee plus \$4/per person | \$1.00 | 4% |
| Remote- Georgian Triangle Classes | per class | \$45/Hour Base Fee plus \$4 per student plus mileage | \$46/Hour Base Fee plus \$4 per student plus mileage | \$1.00 | 2% |
| Children's Programming Museum Member | per member | \$12.00 | \$12.00 | \$0.00 | 0% |
| Children's Programming Non Member | per member | \$15.00 | \$15.00 | \$0.00 | 0% |
| Museum Activities - Speaking Engagements | | | | | |
| In House | | By Donation | By Donation | \$0.00 | 0% |
| Research required/Community History/ Group Request | per hour | \$57.50 | \$59.00 | \$1.50 | 3% |
| Mileage Fee (Outside Collingwood) | per km | \$0.65 | \$0.66 | \$0.01 | 2% |
| Museum Activities - Research | | | | | |
| Research Inquiries 1/4 hr. | | free | free | \$0.00 | \$0.00 |
| Image & Research Inquiries Staff Assisted after first 15 min. | per hour | By Donation | By Donation | \$0.00 | \$0.00 |
| Research Services provided by Staff based on staff availability | per hour | \$28.50 | \$29.50 | \$1.00 | 4% |




2025 FEES AND SERVICE CHARGES

| Service/Item | Unit of Measure | 2024 Fee | 2025 Fee | \$ Change | % Change |
|--|-----------------|---|---|-----------|----------|
| Section E - Arts, Culture & Heritage | | | | | |
| Built Heritage - Applications | | | | | |
| Heritage Tax Relief Application | each | \$125.00 | \$130.00 | \$5.00 | 4% |
| Retroactive Heritage Permit Application | each | | \$300.00 | \$300.00 | 100% |
| E2 - Community & Public Events | | | | | |
| Special Event Application Fee | per permit | | \$25 | \$25.00 | 100% |
| Special Event Permit Application Revision Review Request | per review | | \$100 | \$100.00 | 100% |
| Special Event Permit Community Not-For-Profit - event under 300 people | per permit | \$23.00 | \$50.00 | \$27.00 | 117% |
| Special Event Permit Community Not-For-Profit - event 300 -999 people | per permit | \$47.00 | \$100.00 | \$53.00 | 113% |
| Special Event Permit Community Not-For-Profit - event 1000+ people | per permit | \$83.50 | \$200.00 | \$116.50 | 140% |
| Special Event Permit Private function or for-profit - event under 300 people | per permit | \$129.00 | \$300.00 | \$171.00 | 133% |
| Special Event Permit Private function or for-profit - event 300 -999 people | per permit | \$257.50 | \$600.00 | \$342.50 | 133% |
| Special Event Permit Private function or for-profit - event 1000+ people | per permit | \$781.50 | \$1,200.00 | \$418.50 | 54% |
| E3 - Circulation & Curation of Library Materials (Library) | | | | | |
| Fines | | | | | |
| Lost or Damaged Audio Books | per item | Replacement Cost + \$5.00 processing fee | Replacement Cost + \$5.00 processing fee | \$0.00 | 0% |
| Lost or Damaged Books- Hardcover, Paperback, Children's or Trade | per item | Replacement Cost + \$2.50 processing fee | Replacement Cost + \$2.50 processing fee | \$0.00 | 0% |
| Lost or Damaged DVD, Video or CD | per item | Replacement Cost + \$2.50 processing fee | Replacement Cost + \$2.50 processing fee | \$0.00 | 0% |
| Memberships | | | | | |
| Institutional | per year | \$35.00 | \$35.00 | \$0.00 | 0% |
| Non-Resident Household | per year | \$120.00 | \$120.00 | \$0.00 | 0% |
| Non-Resident High School Students | n/a | No Charge | No Charge | \$0.00 | 0% |
| Visitor | per month | \$20.00 | \$20.00 | \$0.00 | 0% |
| Lost card | per card | \$2.00 | \$4.43 | \$2.43 | 122% |
| SALES | | | | | |
| Art Sales | per sale | 30% commission | 30% commission | \$0.00 | 0% |
| USER FEES | | | | | |
| Fax Machine | per fax | \$2.00 | \$5.00 | \$3.00 | 150% |
| Fax Machine Additional Pages | per page | \$1.00 | REMOVED | (\$1.00) | -100% |
| Photocopies (Black and White) any size | per page | \$0.25 | \$0.25 | \$0.00 | 0% |
| Photocopies (Colour) any size | per page | \$0.50 | \$0.50 | \$0.00 | 0% |
| Printing (Black and White) any size | per page | \$0.25 | \$0.25 | \$0.00 | 0% |
| Printing (Colour) any size | per page | \$0.50 | \$0.50 | \$0.00 | 0% |




2025 FEES AND SERVICE CHARGES

| Service/Item | Unit of Measure | 2024 Fee | 2025 Fee | \$ Change | % Change |
|---|-------------------|---|---|-----------|----------|
| Section F - Community Access & Mobility | | | | | |
| F1 - Roads & Active Transportation | | | | | |
| Operations & Maintenance - Sewer & Drains | | | | | |
| Flushing/Vacuumping Laterals/Culverts/Mains/CB etc. Policy 2.1.2.1 (private) | per hour | \$225.00 | \$229.50 | \$4.50 | 2% |
| Overtime Charge - Minimum 3 hours Call Out | per hour | \$250 Minimum 3 hour call out | \$255 Minimum 3 hour call out | \$5.00 | 2% |
| Sewer Lateral Clearing Policy 2.5.1.3 (normal hrs.) | per hour | \$160.00 | \$163.50 | \$3.50 | 2% |
| Overtime Charge - Minimum 3 hours Call Out | per hour | \$200 Minimum 3 hour call out | \$205 Minimum 3 hour call out | \$5.00 | 3% |
| Trace and/or Camera Sewer Lateral | per hour | \$160.00 | \$163.50 | \$3.50 | 2% |
| Overtime Charge - Minimum 3 hours Call Out | per hour | \$175 Minimum 3 hour call out | \$200 Minimum 3 hour call out | \$25.00 | 14% |
| Vactor truck disposal fee | per 1,000 gallons | \$200.00 | \$204.00 | \$4.00 | 2% |
| Operations & Maintenance - Laterals - New/repairs | | | | | |
| New Sewer Lateral - Semi-detached Lots (two services in common trench) | each | Time & Materials | Time & Materials | \$0.00 | 0% |
| New Sewer Lateral - Industrial/Commercial/Multi Residential | each | Time & Materials | Time & Materials | \$0.00 | 0% |
| New Sewer Lateral - Single Lots Policy 2.5.1.1. | each | Time & Materials | Time & Materials | \$0.00 | 0% |
| Replacement of Problem Lateral - Semi-detached Lots (two services in common trench) | each | Owner pays 50% of time & material costs to maximum of \$6,000 | Owner pays 50% of time & material costs to maximum of \$6,000 | \$0.00 | 0% |
| Replacement of Problem Lateral - Single Lots Policy 2.5.1.2 | each | Owner pays 50% of time & material costs to maximum of \$6,000 | Owner pays 50% of time & material costs to maximum of \$6,000 | \$0.00 | 0% |
| Replacement of Problem Lateral - Industrial/Commercial/Multi Residential | each | Owner pays 50% of time & material costs | Owner pays 50% of time & material costs | \$0.00 | 0% |
| Sewer Lateral Repair Only-On Public Property-Multi Residential, Commercial, Industrial | each | Owner pays 50% of time & material costs | Owner pays 50% of time & material costs | \$0.00 | 0% |
| Sewer Lateral Repair Only - On Public Property for Single Family Residential | each | Owner pays 50% of time & material costs | Owner pays 50% of time & material costs | \$0.00 | 0% |
| Operations & Maintenance - Sweeping/Water Truck | | | | | |
| Sweeping | per hour | \$185.00 | \$189.00 | \$4.00 | 2% |
| Overtime Charge - Minimum 3 hours Call Out | per hour | \$190 Minimum 3 hour call out | \$196 Minimum 3 hour call out | \$6.00 | 3% |
| Trackless (re: Sweeping) | per hour | \$170.00 | \$173.50 | \$3.50 | 2% |
| Overtime Charge - Minimum 3 hours Call Out | per hour | Minimum 3 hour call out | Minimum 3 hour call out | \$0.00 | 0% |
| Operations & Maintenance - Vehicle Rental/Installations Charge for Time & Material | | | | | |
| Pickup | per hour | \$19.00 | \$19.50 | \$0.50 | 3% |
| 1 Ton Truck | per hour | \$31.00 | \$32.00 | \$1.00 | 3% |
| Single Axle Dump Truck | per hour | \$86.00 | \$88.00 | \$2.00 | 2% |
| Tandem Dump Truck | per hour | \$94.00 | \$96.00 | \$2.00 | 2% |
| Backhoe | per hour | \$82.00 | \$84.00 | \$2.00 | 2% |
| Rock Breaker | per hour | \$123.00 | \$125.50 | \$2.50 | 2% |
| Loader | per hour | \$84.00 | \$86.00 | \$2.00 | 2% |




2025 FEES AND SERVICE CHARGES

| Service/Item | Unit of Measure | 2024 Fee | 2025 Fee | \$ Change | % Change |
|---|-------------------|------------|------------|-----------|----------|
| Section F - Community Access & Mobility | | | | | |
| F1 - Roads & Active Transportation | | | | | |
| ROW Permits and Locates | | | | | |
| Road Occupancy Permit | per permit | \$235.00 | \$240.00 | \$5.00 | 2% |
| Municipal Consent - utility application | per application | \$105.00 | \$107.00 | \$2.00 | 2% |
| Street Closure | per permit | \$235.00 | \$240.00 | \$5.00 | 2% |
| Wide Load Permits - Oversize Load Permit - Annual | per permit | \$160.00 | \$163.50 | \$3.50 | 2% |
| Wide Load Permits - Oversize Load Permit - Single Trip | per permit | \$80.00 | \$82.00 | \$2.00 | 3% |
| Municipal Consent - utility application | per application | \$105.00 | \$107.50 | \$2.50 | 2% |
| Other Charges | | | | | |
| Truck Driver/Labour Charge - Normal Hours | per hour | \$65.00 | \$66.50 | \$1.50 | 2% |
| Operator - Normal Hours | per hour | \$75.00 | \$76.50 | \$1.50 | 2% |
| Labour Charge -Supervisor Normal Hours | per hour | \$85.00 | \$87.00 | \$2.00 | 2% |
| Administrative Charge as a % of material and contract cost | | 15% | 15% | \$0.00 | 0% |
| Request for Infrastructure drawings | each request | | \$50.00 | \$50.00 | 100% |
| Parking Payment & Enforcement (Non-tax supported) | | | | | |
| Parking Hurontario Street between northerly limit of Hurontario Street & Fourth Street (Business Improvement Area) | per hour | \$1.50 | \$1.50 | \$0.00 | 0% |
| Parking on Side Streets (Business Improvement Area) | per hour | \$1.00 | \$1.00 | \$0.00 | 0% |
| EV Charging Station - Level 2 | per hour | \$1.75 | \$2.00 | \$0.25 | 14% |
| EV Charging Station - Level 3 | per minute | \$0.35 | \$0.40 | \$0.05 | 14% |
| Parking Lots (Business Improvement Area) | per hour | \$1.00 | \$1.00 | \$0.00 | 0% |
| On-Street Parking & Lots Hourly Rate (Waterfront Parking Area) | per hour | \$10.00 | \$10.00 | \$0.00 | 0% |
| On-Street Parking & Lots Daily Rate (Waterfront Parking Area) | per day | \$50.00 | \$50.00 | \$0.00 | 0% |
| Non-Resident Waterfront Parking Permit | per year | \$120.00 | \$120.00 | \$0.00 | 0% |
| Monthly Parking Permits in Lots (Business Improvement Area) | per month | \$55.00 | \$56.50 | \$1.50 | 3% |
| Yearly Parking Permit in Lots (Business Improvement Area) | per year | \$555.00 | \$565.00 | \$10.00 | 2% |
| Single Space Daily Rate - Lots & Side Streets | per space per day | | \$10.00 | \$10.00 | 0% |
| Single Space Daily Rate - Hurontario Street | per space per day | | \$15.00 | \$15.00 | 0% |
| Partial or Complete Parking Lot Closure (daily rate per space closed is additional) | per request | | \$150.00 | \$150.00 | 0% |
| One or More Single Space Reservation (Hurontario Street/Side Streets) (daily rate per space reserved is additional) | per request | | \$150.00 | \$150.00 | 0% |
| Parking Lot Closure and Street Closure - added street closure to the Permits section on the Roads list | per space per day | \$8.00 | REPLACED | (\$8.00) | -100% |
| Parking Lot Closure and Street Closure Administrative Fee | per request | \$125.00 | \$128.00 | \$3.00 | 2% |
| Pylon Rental - Deposit for Parking Space Rental/Closure | per pylon | \$65.00 | REPLACED | (\$65.00) | -100% |
| Payments in Lieu of Parking | per space | \$6,205.00 | \$6,330.00 | \$125.00 | 2% |
| F2 - Transit | | | | | |
| Colltrans Adult Monthly Pass | per month | \$40.00 | \$41.00 | \$1.00 | 3% |




2025 FEES AND SERVICE CHARGES

| Service/Item | Unit of Measure | 2024 Fee | 2025 Fee | \$ Change | % Change |
|--|-----------------|----------|----------|-----------|----------|
| Section F - Community Access & Mobility | | | | | |
| F1 - Roads & Active Transportation | | | | | |
| Colltrans Student Monthly Pass | per month | \$30.00 | \$15.00 | (\$15.00) | -50% |
| Colltrans Senior Monthly Pass | per month | \$30.00 | \$31.00 | \$1.00 | 3% |
| Blue Mountain-Link Monthly Pass | per month | \$40.00 | \$41.00 | \$1.00 | 3% |
| Colltrans Adult Fare | per fare | \$2.00 | \$2.25 | \$0.25 | 13% |
| Colltrans Senior/Student Fare | per fare | \$1.50 | \$1.75 | \$0.25 | 17% |
| Blue Mountain-Link Fare | per fare | \$2.00 | \$2.25 | \$0.25 | 13% |




2025 FEES AND SERVICE CHARGES

| Service/Item | Unit of Measure | 2024 Fee | 2025 Fee | \$ Change | % Change |
|--|-----------------|---------------------------------------|---------------------------------------|------------|----------|
| Section G - Municipal Governance & Civic Engagement | | | | | |
| G1 - Governmental Services | | | | | |
| Vital Statistics | | | | | |
| Death Registrations | each | | \$20.00 | \$20.00 | 100% |
| Marriage Licence | each | \$156.00 | \$160.00 | \$4.00 | 3% |
| Marriage Licence - Non-resident | each | \$200.00 | \$200.00 | \$0.00 | 0% |
| Civil Marriages | each | \$375.00 | REPLACED | (\$375.00) | -100% |
| Civil Marriages - During Office Hours | each | \$275.00 | \$300.00 | \$25.00 | 9% |
| Civil Marriage - Rehearsal Fee | each | | \$75.00 | \$75.00 | 100% |
| Provincial Services | | | | | |
| Bingo Licence | each | 3% of Gross Prize | 3% of Gross Prize | \$0.00 | 0% |
| Raffle Licence | each | 3% of Gross Prize | 3% of Gross Prize | \$0.00 | 0% |
| "Break Open" Tickets | each | 3% of Gross Prize | 3% of Gross Prize | \$0.00 | 0% |
| Designation of Event as Municipally Significant - Special Occasion Permit - AGCO | each | | \$100.00 | \$100.00 | 100% |
| Municipal Information Form - Liquor Licenses - AGCO | each | | \$25.00 | \$25.00 | 100% |
| Public Commissioner | | | | | |
| Administer Oaths and Affidavits | each | \$25.00 | \$25.50 | \$0.50 | 2% |
| Administer Oaths and Affidavits - Non-Resident | each | \$35.00 | \$36.00 | \$1.00 | 3% |
| G2 - Records | | | | | |
| FOI Requests | each | Fees as prescribed under M.F.I.P.P.A. | Fees as prescribed under M.F.I.P.P.A. | \$0.00 | 0% |



2025 FEES AND SERVICE CHARGES

| Service/Item | Unit of Measure | 2024 Fee | 2025 Fee | \$ Change Proposed | % Change Proposed |
|--|-----------------|----------|--------------------|--------------------|-------------------|
| Section H - Corporate & Customer Services | | | | | |
| H1 - Legal & Land | | | | | |
| Legal Costs Re: Preparation of Agreements (unless otherwise established) | each | \$600.00 | REPLACED | | |
| Legal Costs Re:Preparation of Agreements or Documents outside of applications - Deposit (unless otherwise established) | each | | \$600 | \$600.00 | 100% |
| Legal Costs Re:Preparation of Agreements or Documents outside of applications (unless otherwise established) | each | | Full cost recovery | | |
| H2 - Corporate Finance | | | | | |
| Cash & Investment Management - Fees on payments | | | | | |
| N.S.F. Cheques | each | \$47.00 | \$48.00 | \$1.00 | 2% |
| Taxation | | | | | |
| Tax Certificate | each | \$88.50 | \$90.00 | \$1.50 | 2% |
| Convenience Fee - Property Taxes paid by Credit Card | per transaction | 2.0% | 2.5% | 0.5% | 25% |
| Proof of Taxes Paid in Current Year | each | \$5.50 | \$5.75 | \$0.25 | 5% |



2025 FEES AND SERVICE CHARGES

| Service/Item | Unit of Measure | 2024 Fee | 2025 Fee | \$ Change | % Change |
|--|-----------------|----------|--------------------|-----------|----------|
| Section I - Miscellaneous Charges Used By All Services (except Services delivered by the Library) | | | | | |
| Document Copies | | | | | |
| Black/White Photocopies | per page | \$0.25 | \$0.50 | \$0.25 | 100% |
| Color Photocopies | per page | \$0.50 | \$1.00 | \$0.50 | 100% |
| 11 x 17 Colored | each | \$10.00 | \$10.50 | \$0.50 | 5% |
| 24 x 36 B&W | each | \$30.00 | \$31.00 | \$1.00 | 3% |
| 24 x 36 Colored | each | \$90.00 | \$92.00 | \$2.00 | 2% |
| Scanning and Conversion of paper documents to electronic format | per page | \$5.70 | \$5.70 | \$0.00 | 100% |
| Outsourced provider | | | Full cost recovery | | |