


2025 FEES AND SERVICE CHARGES


Corporation of the Town of Collingwood

Section	Program & Service (reference number to colour Programs & Services chart)	Page
A	Development & Growth	
A1	Development Management (1.2)	1
A2	Economic Development (1.3)	7
B	Environmental Management, Conservation & Sustainability	
B1	Wastewater (2.2)	8
C	Community Safety & Standards	
C1	Community Standards (3.1)	10
C2	Fire & Rescue (3.3)	14
D	Community Health & Well-being	
D1	Parks & Harbour (4.1)	20
D2	Community Culture, Arts & Recreation Spaces (4.2)	23
D3	Community Gathering Spaces (Library) (4.3)	27
D4	Community Recreation Activities (4.4)	28
D5	Water Treatment & Distribution (4.7)	30
E	Arts, Culture & Heritage	
E1	Conservation & Promotion of Heritage & Culture (5.1)	34
E2	Community & Public Events (5.3)	35
E3	Circulation & Curation of Library Materials (5.4)	36
F	Community Access & Mobility	
F1	Roads & Active Transportation (6.1)	37
F2	Transit (6.2)	40




2025 FEES AND SERVICE CHARGES

G	Municipal Governance & Civic Engagement	
G1	Governmental Services (7.2)	41
G2	Records (7.5)	41
H	Corporate & Customer Services	
H1	Legal & Land (8.3)	42
H2	Corporate Finance (8.6)	42
I	Miscellaneous Charges Used By All Services	43




2025 FEES AND SERVICE CHARGES

Service/Item	Unit of Measure	2024 Fee	2025 Fee	\$ Change	% Change
Section A - Development & Growth					
A1 - Development Management					
Planning Act Applications					
Official Plan Amendment:					
<i>Application Fee</i>	each	\$9,425.00	\$9,615.00	\$190.00	2%
<i>Contingency Deposit</i>	each	\$2,485.00	\$10,000.00	\$7,515.00	302%
Secondary Plan Official Plan Amendment					
<i>Application Fee</i>	each	\$9,070 + \$500 per gross hectare	\$9615 + \$500 gross hectare	\$545.00	6%
<i>Contingency Deposit</i>	each	\$2,485.00	\$10,000.00	\$7,515.00	302%
Official Plan Amendment with Zoning By-law:					
<i>Application Fee</i>	each	\$13,145.00	\$13,410.00	\$265.00	2%
<i>Contingency Deposit</i>	each	\$3,720.00	\$10,000.00	\$6,280.00	169%
Zoning By-law Amendment:					
<i>Application Fee</i>	each	\$3,845.00	\$3,925.00	\$80.00	2%
<i>Contingency Deposit</i>	each	\$1,245.00	\$10,000.00	\$8,755.00	703%
Removal of Holding Provision:					
<i>Application Fee</i>	each	\$1,310.00	\$1,340.00	\$30.00	2%
<i>Contingency Deposit</i>	each	\$625.00	\$2,500.00	\$1,875.00	300%
Temporary Use By-law:					
<i>Application Fee</i>	each	\$4,245.00	\$4,330.00	\$85.00	2%
<i>Contingency Deposit</i>	each	\$2,485.00	\$10,000.00	\$7,515.00	302%
Minister's Zoning Order Request					
<i>Application Fee</i>	each	\$13,145.00	\$13,410.00	\$265.00	2%
<i>Contingency Deposit</i>	each	\$3,720.00	\$10,000.00	\$6,280.00	169%
Community Infrastructure and Housing Accelerator Request					
<i>Application Fee</i>	each	\$13,145.00	REMOVED		
<i>Contingency Deposit</i>	each	\$3,720.00	REMOVED		
Block Plan					
<i>Application Fee</i>	each	\$9,070 + \$500 per gross hectare	\$9615 + \$500 per gross hectare	\$545.00	6%
<i>Contingency Deposit</i>	each	\$2,535.00	\$10,000.00	\$7,465.00	294%




2025 FEES AND SERVICE CHARGES

Service/Item	Unit of Measure	2024 Fee	2025 Fee	\$ Change	% Change
Section A - Development & Growth					
A1 - Development Management					
Block Plan Amendment					
<i>Application Fee</i>	each	\$4,715.00	\$4,810.00	\$95.00	2%
<i>Contingency Deposit</i>	each	\$1,245.00	\$7,500.00	\$6,255.00	502%
Draft Plan Review - Subdivision:					
<i>Application Fee</i>	each	\$19,220.00	\$19,605.00	\$385.00	2%
<i>Contingency Deposit</i>	each	\$4,960.00	\$10,000.00	\$5,040.00	102%
<i>Resubmission Fee (for each resubmission after 2 submissions)</i>			\$640.00	\$640.00	100%
Major Amendment to Draft Plan of Subdivision					
<i>Application Fee</i>	each	\$4,790.00	\$4,890.00	\$100.00	2%
<i>Contingency Deposit</i>	each	\$2,530.00	\$7,500.00	\$4,970.00	196%
<i>Resubmission Fee (for each resubmission after 2 submissions)</i>			\$640.00	\$640.00	100%
Minor Amendment (Red Line) to Draft Plan of Subdivision:					
<i>Application Fee</i>	each	\$3,040.00	\$3,105.00	\$65.00	2%
<i>Contingency Deposit</i>	each	\$635.00	\$5,000.00	\$4,365.00	687%
Extension of Draft Plan of Subdivision Approval:					
<i>Application Fee</i>	each	\$3,040.00	\$3,105.00	\$65.00	2%
<i>Contingency Deposit</i>	each	\$635.00	\$5,000.00	\$4,365.00	687%
Registration of Plan of Subdivision - Subdivision Agreement:					
	each	\$4,960.00	\$5,060.00	\$100.00	2%
Part Lot Control By-law:					
<i>Application Fee</i>	each	\$2,250.00	\$2,295.00	\$45.00	2%
<i>Contingency Deposit</i>	each	\$1,245.00	\$5,000.00	\$3,755.00	302%
Part Lot Control By-law Extension:					
<i>Application Fee</i>	each		\$1,150.00	\$1,150.00	100%
<i>Contingency Deposit</i>	each		\$2,500.00	\$2,500.00	100%
Deeming By-law:					
<i>Application Fee</i>	each	\$1,290.00	\$1,320.00	\$30.00	2%
<i>Contingency Deposit</i>	each	\$1,245.00	\$5,000.00	\$3,755.00	302%
Draft Plan Review - Condominium:					
<i>Application Fee</i>	each	\$12,400.00	\$12,650.00	\$250.00	2%
<i>Contingency Deposit</i>	each	\$2,485.00	\$10,000.00	\$7,515.00	302%




2025 FEES AND SERVICE CHARGES

Service/Item	Unit of Measure	2024 Fee	2025 Fee	\$ Change	% Change
Section A - Development & Growth					
A1 - Development Management					
Draft Plan Review- Condominium after Site Plan Application:					
<i>Application Fee</i>	each	\$4,960.00	\$5,060.00	\$100.00	2%
<i>Contingency Deposit</i>	each	\$2,485.00	\$5,000.00	\$2,515.00	101%
Amendment to Registered Condominium Description:					
<i>Application Fee</i>	each		\$2,315.00	\$2,315.00	100%
<i>Contingency Deposit</i>			\$2,500.00	\$2,500.00	100%
Condominium Exemptions:					
<i>Application Fee</i>	each	\$2,265.00	\$2,315.00	\$50.00	2%
<i>Contingency Deposit</i>	each	\$635.00	\$2,500.00	\$1,865.00	294%
Major Site Plan Control Application:					
<i>Application Fee</i>	each	\$6,815.00	\$6,955.00	\$140.00	2%
<i>Contingency Deposit</i>	each	\$5,260.00	\$10,000.00	\$4,740.00	90%
<i>Resubmission Fee (for each resubmission after 3 submissions)</i>	each	\$625.00	\$640.00	\$15.00	2%
Minor Site Plan Control Application (500 sq. m or less):					
<i>Application Fee</i>	each	\$4,350.00	\$4,440.00	\$90.00	2%
<i>Contingency Deposit</i>	each	\$5,260.00	\$7,500.00	\$2,240.00	43%
<i>Resubmission Fee (for each resubmission after 3 submissions)</i>	each	\$625.00	\$640.00	\$15.00	2%
Amendment to Site Plan Control Agreement:					
<i>Application Fee</i>	each	\$3,720.00	\$3,795.00	\$75.00	2%
<i>Contingency Deposit</i>	each	\$1,245.00	\$5,000.00	\$3,755.00	302%
<i>Resubmission Fee (for each resubmission after 3 submissions)</i>	each	\$925.00	\$640.00	(\$285.00)	-31%
Minor Adjustment to Site Plan Control Agreement:					
<i>Application Fee</i>	each	\$625.00	\$640.00	\$15.00	2%
<i>Contingency Deposit</i>	each	\$1,245.00	\$2,500.00	\$1,255.00	101%
Site Plan Administration Fee	each	3% of Total Construction Costs (minimum fee \$4,000.00)	3% of Total Construction Costs (minimum fee \$4,000.00)	\$0	0%




2025 FEES AND SERVICE CHARGES

Service/Item	Unit of Measure	2024 Fee	2025 Fee	\$ Change	% Change
Section A - Development & Growth					
A1 - Development Management					
Model Home Application:					
<i>Application Fee</i>	each	\$4,935.00	\$5,035.00	\$100.00	2%
<i>Contingency Deposit</i>	each	\$2,530.00	\$2,500.00	(\$30.00)	-1%
Discharge of Agreements					
<i>Contingency Deposit</i>	each	\$625.00	\$640.00	\$15.00	2%
<i>Contingency Deposit</i>	each	\$625.00	\$2,500.00	\$1,875.00	300%
Parking Exemption Agreement Application:					
<i>Application Fee</i>	each	\$1,300.00	\$1,330.00	\$30.00	2%
<i>Contingency Deposit</i>	each	\$635.00	\$2,500.00	\$1,865.00	294%
Planning Applications - Committee of Adjustment					
Minor Variance - Regular applications with considerable review					
<i>Application Fee</i>	each	\$1,900.00	\$1,940.00	\$40.00	2%
<i>Contingency Deposit - Only if requested by Planning Services</i>	each	\$2,530.00	\$2,500.00	(\$30.00)	-1%
Minor Variance - Checkbox form with minimum review					
<i>Application Fee</i>	each	\$690.00	\$705.00	\$15.00	2%
<i>Contingency Deposit - Only if requested by Planning Services</i>	each	\$2,540.00	\$2,500.00	(\$40.00)	-2%
Consent to Sever					
<i>Application Fee</i>	each	\$2,985.00	\$3,045.00	\$60.00	2%
<i>Contingency Deposit - Only if requested by Planning Services</i>	each	\$2,540.00	\$2,500.00	(\$40.00)	-2%
Consent to Sever additional application on same property					
<i>Application Fee</i>	each	\$685.00	\$700.00	\$15.00	2%
Certificate of Validation - property title					
<i>Contingency Deposit</i>	each	\$1,830.00	\$1,870.00	\$40.00	2%
<i>Contingency Deposit</i>	each		\$2,500.00	\$2,500.00	100%
Certificate of Cancellation - property title					
<i>Contingency Deposit</i>	each		\$935.00	\$935.00	100%
<i>Contingency Deposit</i>	each		\$2,500.00	\$2,500.00	100%
Applicant does not attend resulting in deferral and re-circulation of Notice					
<i>Contingency Deposit</i>	each	\$455.00	\$465.00	\$10.00	2%
Consent to Sever results in 911 re-addressing cost to adjacent owners					
	per address affected	\$170.00	\$175.00	\$5.00	3%




2025 FEES AND SERVICE CHARGES

Service/Item	Unit of Measure	2024 Fee	2025 Fee	\$ Change	% Change
Section A - Development & Growth					
A1 - Development Management					
Applications - Other					
Pre-consultation	each	\$645.00	\$660.00	\$15.00	2%
Temporary Patio Extension (Private Property) Application	each		\$75.00	\$75.00	100%
Temporary Patio Extension (Private Property) Renewal Application	each		\$25.00	\$25.00	100%
Radio Communications - Protocol Conformity Review Process:					
<i>Application Fee</i>	each	\$4,935.00	\$5,035.00	\$100.00	2%
<i>Contingency Deposit</i>	each	\$2,530.00	\$2,585.00	\$55.00	2%
Tree Protection By-law - .05 to 2 hectares:					
<i>Application Fee</i>	each	\$915.00	\$935.00	\$20.00	2%
<i>Contingency Deposit</i>	each	\$925.00	\$2,500.00	\$1,575.00	170%
Tree Protection By-law - Greater than 2 hectares					
<i>Application Fee</i>	each	\$1,245.00	\$1,270.00	\$25.00	2%
<i>Contingency Deposit</i>	each	\$925.00	\$2,500.00	\$1,575.00	170%
Tree Protection By-law-within an Environmental Policy, Conservation, or Recreation Area:					
<i>Application Fee</i>	each	\$1,860.00	\$1,900.00	\$40.00	2%
<i>Contingency Deposit</i>	each	\$1,245.00	\$2,500.00	\$1,255.00	101%
Zoning Certificate Request	each	\$45.00	\$46.00	\$1.00	2%
Compliance: Zoning Request	each	\$125.00	\$130.00	\$5.00	4%
Compliance: Resubmission with Survey	each	\$125.00	\$130.00	\$5.00	4%
Compliance: Site Plan Control Agreement	each	\$235.00	\$240.00	\$5.00	2%
Compliance: Rush	each	\$235.00	\$240.00	\$5.00	2%
Compliance: Heritage	each	\$45.00	\$50.00	\$5.00	11%
Compliance: Absolute Title	each	\$125.00	\$130.00	\$5.00	4%
Compliance: Complicated - more than one property:					
<i>Application Fee</i>	each	\$125.00	\$130.00	\$5.00	4%
<i>Research</i>	per hour	\$100.00	\$105.00	\$5.00	5%




2025 FEES AND SERVICE CHARGES

Service/Item	Unit of Measure	2024 Fee	2025 Fee	\$ Change	% Change
Section A - Development & Growth					
A1 - Development Management					
Committee of Adjustments Agreements, Land Sales, Easements & Encroachments:					
<i>Application Fee</i>	each	\$1,485.00	\$1,515.00	\$30.00	2%
<i>*Contingency Deposit</i>	each	\$625.00	\$2,500.00	\$1,875.00	300%
Development Agreements Administration					
Subdivision Deposit for Legal Fees	each	\$25,000.00	\$25,000.00	\$0.00	0%
Pre-Servicing Deposit for Legal Fees	each	\$10,000.00	\$10,000.00	\$0.00	0%
Legal Deposit for Miscellaneous Development Agreements	each	\$10,000.00	\$10,000.00	\$0.00	0%
Pre-servicing Maximum Security Deposit (plus externals)	each	\$65,000.00	\$70,000.00	\$5,000.00	8%
Subdivision Administration Fee	each	5% of Total Construction Costs (minimum fee \$10,000.00)	5% of Total Construction Costs (minimum fee \$10,000.00)	\$0.00	0%
Condominium Administration Fee	each	5% of Total Construction Costs (minimum fee \$10,000.00)	5% of Total Construction Costs (minimum fee \$10,000.00)	\$0.00	0%
Site Plan Administration Fee	each	3% of Total Construction Costs (minimum fee \$4,000.00)	3% of Total Construction Costs (minimum fee \$4,000.00)	\$0.00	0%
Registration of Plan of Subdivision	each	\$4,960.00	\$5,060.00	\$100.00	2%




2025 FEES AND SERVICE CHARGES

Service/Item	Unit of Measure	2024 Fee	2025 Fee	\$ Change	% Change
Section A - Development & Growth					
A1 - Development Management					
Provision of Conditions & Requirements for Planning & Other Applications					
Sanitary Sewer Model Review for Development Applications	each	Time and Materials	Time and Materials	\$0.00	0%
Peer Review of Development Reports and Drawings	each	Time and Materials	Time and Materials	\$0.00	0%
Grading Deposit – New House or House addition greater than 400ft2	per lot	\$3,418.87	\$3,418.87	\$0.00	0%
Lot Grading Deposit - Subdivisions (max. \$150,000)	per lot	\$3,000.00	\$3,000.00	\$0.00	0%
Review of Lot Grading	per lot	\$285.00	\$291.00	\$6.00	2%
Fill Permit - requiring \$5,000 security or less	per permit	\$365.00	\$373.00	\$8.00	2%
Fill Permit - requiring more than \$5,000 security	per permit	\$4,160.00	\$4,245.00	\$85.00	2%
Fill Permit Renewal	per permit	\$125.00	\$128.00	\$3.00	2%
Fill Permit Transfer	per permit	\$125.00	\$128.00	\$3.00	2%
General					
Engineering Compliance Sheets	each	\$125.00	\$125.00	\$0.00	0%
Miscellaneous					
Black/White Photocopies	per page	\$0.25	MOVED		
Color Photocopies	per page	\$0.55	MOVED		
11 x 17 Colored	each	\$7.00	MOVED		
24 x 36 B&W	each	\$25.00	MOVED		
24 x 36 Colored	each	\$85.00	MOVED		
A2 - Economic Development					
Business Encroachments (Permits)					
Retail Merchandise Display - Annual Permit Fee (BL2023-027)	annual fee	\$80.00	\$82.00	\$2.00	3%
Sidewalk Café - Summer Permit Fee (BL2023-027)	each	\$80.00	\$82.00	\$2.00	3%
Sidewalk Patio - Summer Permit Fee (BL2023-027)	each	\$150.00	\$153.00	\$3.00	2%
On-street Patio - Summer Permit Fee (BL2023-027)	each	\$350.00	\$357.00	\$7.00	2%
Sidewalk Patio - Winter Permit Fee (BL2023-027)	each		\$153.00	\$153.00	100%




2025 FEES AND SERVICE CHARGES

Service/Item	Unit of Measure	2024 Fee	2025 Fee	\$ Change	% Change
Section B - Environmental Management, Conservation & Sustainability					
B1 - Wastewater					
Waste Water Treatment					
Dumping of Raw Sewage - Haulers					
cubic meter charge	per cubic meter	\$21.00	\$21.50	\$0.50	2%
1,000 gallons charge	per 1,000 gallons	\$95.00	\$97.00	\$2.00	2%
Dumping of Raw Sewage - Portable Toilets					
cubic meter charge	per cubic meter	\$21.00	\$21.50	\$0.50	2%
1,000 gallons charge	per 1,000 gallons	\$95.00	\$97.00	\$2.00	2%
Dumping of Raw Sewage - Special Events					
cubic meter charge	per cubic meter	\$41.50	\$42.50	\$1.00	2%
1,000 gallons charge	per 1,000 gallons	\$180.50	\$184.50	\$4.00	2%
Extra Strength Surcharge Application	each	\$551.00	\$562.50	\$11.50	2%
Extra Strength Surcharge Application - Renewal or Amendment	each	\$119.50	\$122.00	\$2.50	2%
Extra Strength Surcharge Rate	per kg	\$1.50	\$1.53	\$0.03	2%
Sewer surcharge Monthly Supply Charges					
Municipal water service to location - Up to 1 1/4" line	per month	\$35.70	\$36.95	\$1.25	3.5%
Municipal water service to location - 1 1/4" line	per month	\$45.22	\$46.80	\$1.58	3.5%
Municipal water service to location - 1 1/2" line	per month	\$67.82	\$70.19	\$2.37	3.5%
Municipal water service to location - 2" line	per month	\$99.96	\$103.46	\$3.50	3.5%
Municipal water service to location - 3" line	per month	\$149.94	\$155.19	\$5.25	3.5%
Municipal water service to location - 4" line	per month	\$226.10	\$234.01	\$7.91	3.5%
Municipal water service to location - 6" line	per month	\$340.31	\$352.22	\$11.91	3.5%
Municipal water service to location - 8" line	per month	\$453.37	\$469.24	\$15.87	3.5%
Municipal water service to location - 10" line	per month	\$681.83	\$705.69	\$23.86	3.5%
Sewer Surcharge Monthly Consumption Charges					
Tier 1: 0-8m3/month	per cubic meter	\$1.072	#REF!	#REF!	#REF!
Tier 2: 8-15m3/month	per cubic meter	\$1.126	#REF!	#REF!	#REF!
Tier 3: 15-150m3/month	per cubic meter	\$1.233	#REF!	#REF!	#REF!
Tier 4: >150m3/month	per cubic meter	\$0.912	#REF!	#REF!	#REF!



2025 FEES AND SERVICE CHARGES

Service/Item	Unit of Measure	2024 Fee	2025 Fee	\$ Change	% Change
Sewer Connection Charge					
Huronia Pathway	per meter frontage	\$292.00	#REF!	#REF!	#REF!
B2 - Stormwater Management					
Operations & Maintenance					
Purchasing of LIDAR Data	per square km	\$300.00 (min \$1,000.00)	#REF!	\$0.00	0%




2025 FEES AND SERVICE CHARGES

Service/Item	Unit of Measure	2024 Fee	2025 Fee	\$ Change	% Change
Section C - Community Safety & Standards					
C1 - Community Standards					
Animal Control Compliance					
Dog licence	each	\$44.50	\$45.00	\$0.50	1%
Dog licence spayed/neutered or micro chipped (with documentation)	each	\$33.50	\$35.00	\$1.50	4%
Dog licence spayed/neutered and micro chipped (with documentation)	each	\$22.00	\$25.00	\$3.00	14%
Penalty Surcharge after January 31st	each	\$10.00	REPLACED		
Late Fee (charged 60 days post renewal date)	each		\$10.00	\$10.00	100%
New dog after July 1	each	\$22.00	REMOVED		
Service Dogs	n/a	No Charge	No Charge	\$0.00	0%
Replacement tag	each	\$6.00	\$8.00	\$2.00	33%
Kennel Licence	each	\$187.00	\$190.00	\$3.00	2%
Impoundment Fee - Dog wearing a current Town of Collingwood Tag					
<i>First Occurrence - Picked up within 24 hrs.</i>		No Charge	No Charge	\$0.00	0%
<i>First Occurrence - Picked up after 24 hrs.</i>	each	\$93.50	\$95.00	\$1.50	2%
<i>Subsequent occurrence</i>	each	\$151.00	\$155.00	\$4.00	3%
Impoundment Fee - Dog not wearing a current Town of Collingwood licence					
<i>First Occurrence</i>	each	\$120.00	\$125.00	\$5.00	4%
<i>Subsequent occurrence</i>	each	\$185.00	\$190.00	\$5.00	3%
Lifetime Dog Licence	each	\$175.00	REMOVED		
Pick up of dog and return to owner	each	\$70.00	\$75.00	\$5.00	7%
Georgian Triangle Humane Society Boarding Fee	per day	\$35.00	\$30.00	(\$5.00)	-14%
Exemption Request to Clerk (Responsible Pet Ownership By-law)	each	\$150.00	\$155.00	\$5.00	3%




2025 FEES AND SERVICE CHARGES

Service/Item	Unit of Measure	2024 Fee	2025 Fee	\$ Change	% Change
Section C - Community Safety & Standards					
Business Licensing Compliance					
Request for Appeal - STA Licensing	each	\$250.00	\$255.00	\$5.00	2%
Class A – Guest Room Short-Term Accommodation (Partial Unit Rental)	per licence		\$1,250.00	\$1,250.00	100%
Class B – Principal Residence Short-Term Accommodation (Entire Unit Rental)	per licence		\$2,250.00	\$2,250.00	100%
Class C – Additional Residential Unit Short-Term Accommodation (Entire Unit Rental)	per licence		\$2,500.00	\$2,500.00	100%
Class A - Late Fee (not renewed within 30 days of licence expiry)	each		\$250.00	\$250.00	100%
Class B - Late Fee (not renewed within 30 days of licence expiry)	each		\$450.00	\$450.00	100%
Class C - Late Fee (not renewed within 30 days of licence expiry)	each		\$500.00	\$500.00	100%
Fire Prevention Inspection (part of STA licence fee - only charged if re-inspections are required)	each		\$150.00	\$150.00	100%
Property Standards & Licencing Inspection (part of STA licence fee - only charged if re-inspections are required)	each		\$120.00	\$120.00	100%
Food Vendor Class "A"	per licence	\$697.00	\$710.00	\$13.00	2%
Food Vendor Class "B"	per licence	\$411.00	\$420.00	\$9.00	2%
Food Vendor Class "A" and "B" relocation fee	per licence	\$57.50	\$60.00	\$2.50	4%
Food Vendor "C" - Charitable/Not for Profit Organization	per licence	\$36.50	\$40.00	\$3.50	10%
Busker Resident	per licence	No Charge	No Charge	\$0.00	0%
Busker Non-Resident	per licence	\$20.00	\$20.00	\$0.00	0%
Hawker and Peddler Licence per year	per licence	\$577.00	\$590.00	\$13.00	2%
Sale and Purchase of Second Hand Goods	per licence	\$577.00	\$590.00	\$13.00	2%
Special Event Hawker and Peddler Licence	per licence	\$42.00 or \$72.00	45 or 75	\$3.00	4% & 7%
Special Event Transient Trader Licence	per licence	\$42.00 or \$72.00	45 or 75	\$3.00	4% & 7%
Transient Trader Licence	per licence	\$575.00	\$590.00	\$15.00	3%



2025 FEES AND SERVICE CHARGES

Service/Item	Unit of Measure	2024 Fee	2025 Fee	\$ Change	% Change
Section C - Community Safety & Standards					
Property/Person Compliance					
Building Division - Letters of Compliance	each	\$117.87	\$125.00	\$7.13	6%
Upon Issuance of a Verbal or Written Warning		No Charge	No Charge		
Upon Issuance of Notice of Violation	each		\$100.00	\$100.00	100%
Upon Issuance of an Order	each		\$150.00	\$150.00	100%
Inspection Fee - when an officer conducts an inspection in which there is a failure to remedy a by-law contravention by the date of compliance set out in a written notice or order	per inspection	\$120.00	\$125.00	\$5.00	4%
Fee invoiced to the property owner when an inspection of the property confirms that the property does not comply with the Town's property standards by-law					
Upon issuance of first warning letter/notice/order - interior of building fee	each	\$225.00	REPLACED		
Upon issuance of first warning letter/notice/order - exterior of building fee	each	\$150.00	REPLACED		
Recurrence(s) within 12 month period - interior of building fee		\$350.00	REPLACED		
Recurrence(s) within 12 month period - exterior of building fee		\$200.00	REPLACED		
Fee invoiced to the property owner when an inspection of the property confirms that the property does not comply with a Town by-law (excluding property standards):					
Upon issuance of first warning letter/notice/order fee		\$150.00	REPLACED		
Recurrence(s) within 12 month period	each	\$200.00	REPLACED		
Noise Exemption Application Fee (non-event)	each	\$222.50 + 100% of Advertising Cost	\$227.00 + 100% of Advertising Cost	\$4.50	2%
Noise Exemption Application Fee (event)	each	\$335.00 + 100% of Advertising Cost	\$342.00 + 100% of Advertising Cost	\$7.00	2%
Noise Exemption Application Fee (event) - less than 30 days prior to event	each	\$553.00 + 100% of Advertising Cost	\$564.00 + 100% of Advertising Cost	\$11.00	2%
Property Standards Order - Registration on Title	each	\$301.50	\$310.00	\$8.50	3%
Property Standards Order - De-registration from Title	each	\$301.50	\$310.00	\$8.50	3%



2025 FEES AND SERVICE CHARGES

Service/Item	Unit of Measure	2024 Fee	2025 Fee	\$ Change	% Change
Section C - Community Safety & Standards					
Certificate of Compliance - Property Standards	per letter	\$88.50	\$125.00	\$36.50	41%
Request for Appeal - Property Standards	each	\$250.00	\$255.00	\$5.00	2%
Work Completed for Compliance	per occurrence	100% of total cost + 30% admin fee (\$2000 max admin fee)	100% of total cost + 30% admin fee (\$2000 max admin fee)	\$0.00	0%
Private Property Compliance - Permanent Signs on Private Property					
Fascia Sign	each	\$3.25 per square foot (minimum \$100)	\$3.30 per square foot (minimum \$100)	\$0.05	2%
Ground Sign	each	\$3.25 per square foot (minimum \$100)	\$3.30 per square foot (minimum \$100)	\$0.05	2%
Projecting Sign	each	\$119.50	\$122.00	\$2.50	2%
Private Property Compliance - Permanent Signs on Private Property					
Maximum 15 day display period	each display period	\$57.50	\$59.00	\$1.50	3%
Maximum 30 day display period	each display period	\$119.50	\$122.00	\$2.50	2%
"A" Frame Sign (sandwich board type) removed daily	each	No charge	No charge	\$0.00	0%
Private Property Compliance - Other Signs					
Development Sign	each	\$3.50 per square foot (minimum \$100)	\$3.57 per square foot (minimum \$100)	\$0.07	2%
Mobile Sign: Maximum 15 day display period	each display period	\$57.50	\$59.00	\$1.50	3%
Mobile Sign: Maximum 30 day display period	each display period	\$119.50	\$122.00	\$2.50	2%
Portable Sign	each	\$100.00 per calendar year	\$102.00 per calendar year	\$2.00	2%
Portable Sign - sign permit fee after July 1st	each	\$88.50	\$90.50	\$2.00	2%
Portable Sign - Not-for-profit community event	each	No charge	No charge	\$0.00	0%
Sidewalk Sign ("A" Frame) on private property removed daily	each	No charge	No charge	\$0.00	0%
Sidewalk Sign ("A" Frame) on public property removed daily	each	\$119.50	\$122.00	\$2.50	2%
Sidewalk Sign ("A" Frame) on public property annual renewal	each	\$25.00 per calendar year	\$25.50 per calendar year	\$0.50	2%




2025 FEES AND SERVICE CHARGES

Service/Item	Unit of Measure	2024 Fee	2025 Fee	\$ Change	% Change
Section C - Community Safety & Standards					
Private Property Compliance - Administration Fees in Addition to Sign Permit Fees					
Sign Variance Application Fee	each	\$592.50	\$604.50	\$12.00	2%
Sign Variance Application Fee (Sign within the Collingwood Heritage Conservation District)	each	\$883.00	\$901.00	\$18.00	2%
Administration Fee: Where a sign has been put up without the required Sign Permit or variance approval	each	100% of Sign Permit Fee	100% of Sign Permit Fee	\$0.00	0%
Sign Storage Fee	each	\$5.00 per calendar day or part thereof	\$5.10 per calendar day or part thereof	\$0.10	2%
Removal and confiscation of signs - A-Frames	per occurrence	\$150.00	\$153.00	\$3.00	2%
Removal and confiscation of signs - poster, wire framed "bag" and similar temporary signs	per occurrence	\$100.00	\$102.00	\$2.00	2%
Removal and confiscation of signs - all other signs	per occurrence	100% of total cost + 30% admin fee (\$2000 max admin fee)	100% of total cost + 30% admin fee (\$2000 max admin fee)	\$0.00	0%
Private Property Compliance - Miscellaneous					
Private Pool Fence Enclosure	each	\$115.00	\$150.00	\$35.00	30%
Fence Variance Application Fee	each	\$115.00	\$150.00	\$35.00	30%
Right of Entry	each	\$225.00	\$229.50	\$4.50	2%
Right of Entry- Renewal	each	\$115.00	\$117.50	\$2.50	2%
Permit File Retrieval Fee	per property	\$117.73	\$120.00	\$2.27	2%
Scanning and Conversion of paper documents to electronic format	per page	\$5.70	MOVED		
Black and white photo copies	each		MOVED		
Colour Photocopies	each		MOVED		
C2 - Fire					
Fire Prevention & Public Education - Reports					
Fire/Rescue/Accident	per report	\$120.00	\$123.00	\$3.00	3%
Investigation	per report	\$120.00	\$123.00	\$3.00	3%
Inspection	per report	\$120.00	\$123.00	\$3.00	3%
Fire Prevention & Public Education - Letters of Compliance					
Department Letters of Compliance	per letter	\$120.00	\$125.00	\$5.00	4%
Fire Prevention & Public Education - Request for Inspection of Properties					
Accreditation inspection for new licensed Day Care, Nursery, Schools, Rest Homes, etc.	each	\$120.00	\$123.00	\$3.00	3%
Single Occupancy Building under 20,000 sq. ft.	each	\$120.00	\$123.00	\$3.00	3%
Single Occupancy Building over 20,000 sq. ft.	each	\$120.00	\$123.00	\$3.00	3%
Multiple Tenant Building under 20,000 sq. ft. - common areas	each	\$120.00	\$123.00	\$3.00	3%
Multiple Tenant Building over 20,000 sq. ft. - common areas	each	\$120.00	\$123.00	\$3.00	3%
Multiple Tenant Building each unit - occupancy	each	\$65.00	\$67.00	\$2.00	3%
Apartment Buildings 0-10 units					
Flat Fee	each	\$125.00	\$128.00	\$3.00	2%
Unit Fee	per unit	\$14.00	\$15.00	\$1.00	7%
Apartment Buildings over 10 units					
Flat Fee	each	\$125.00	\$128.00	\$3.00	2%
Unit Fee	per unit	\$14.00	\$15.00	\$1.00	7%




2025 FEES AND SERVICE CHARGES

Service/Item	Unit of Measure	2024 Fee	2025 Fee	\$ Change	% Change
Section C - Community Safety & Standards					
Fire Prevention & Public Education - Inspection required by L.L.B.O.					
Inspection of public hall facilities that are requested by owner, etc..	each	\$120.00	\$123.00	\$3.00	3%
Inspection of public hall facilities that are Special Occasion Permits	each	\$120.00	\$123.00	\$3.00	3%
Fire Prevention & Public Education - Permits/License/Plan Approvals					
Burning Permits Site approval	n/a	No Charge	No Charge	\$0.00	0%
Burning Permits (max. one year)	each	\$38.00	\$38.00	\$0.00	0%
Burning Permits Farmers	n/a	No Charge	No Charge	\$0.00	0%
Controlled Burn Permit	each	\$297.00	\$303.00	\$6.00	2%
Public Fireworks Permit	each	\$120.00	\$123.00	\$3.00	3%




2025 FEES AND SERVICE CHARGES

Service/Item	Unit of Measure	2024 Fee	2025 Fee	\$ Change	% Change
Section C - Community Safety & Standards					
Fire Prevention & Public Education - Fire Prevention Services					
Inspection Programs	n/a	No charge	No charge	\$0.00	0%
Inspection Compliance (30 days) * Failure to comply within 30 days will result in a follow up inspection plus fees & service charges	each	\$120.00	\$123.00	\$3.00	3%
Fire Safety Plan Review (Note: No fee for initial review, above fee shall be charged for any subsequent reviews)	each		\$123.00	\$123.00	100%
Standpipe Hose Removal Request	Per Standpipe Cabinet		\$50.00	\$50.00	100%
Public Education Programs	n/a	No charge	No charge	\$0.00	0%
Annual Fire Extinguisher Certification/Training					
*(FPO/FPI) Flat Fee (vulnerable occupancies/schools excluded)	Fire Prevention Fee	\$150.00	\$153.00	\$3.00	2%
*Plus per person attending (vulnerable occupancies/schools excluded)	per person	\$20.00	\$21.00	\$1.00	5%
Hourly Rate per officer	per hour per officer	\$94.00	\$96.00	\$2.00	2%
Fire Prevention & Public Education - Marijuana Grow Operation Enforcement (fee per property)					
Inspection	per occurrence	\$120.00	\$123.00	\$3.00	3%
Court/Tribunal Attendance Fee	per occurrence	\$120.00	\$123.00	\$3.00	3%
Fire Suppression & Emergency Response					
Response to emergencies on waterways	per hour	\$1,434.00	\$1,463.00	\$29.00	2%
Response to vehicle fires and accidents	per hour	MTO Rates plus staff time (minimum 3 hrs.)	MTO Rates plus staff time (minimum 3 hrs.)	\$0.00	0%
* Bill for services provided for emergencies involving vehicles/boats on municipal roadways/waterways					
False Alarms after two alarms caused by a controllable factor within a 12 month period	per occurrence	\$598.00	\$610.00	\$12.00	2%
Elevator Calls after two alarms caused by a controllable factor within a 12 month period	per occurrence	\$598.00	\$610.00	\$12.00	2%




2025 FEES AND SERVICE CHARGES

Service/Item	Unit of Measure	2024 Fee	2025 Fee	\$ Change	% Change
Section C - Community Safety & Standards					
No Key Holder Responding or keyholder not available. Fire Department does Fire Alarm Re-set & Restore.	per occurrence		\$123.00	\$123.00	100%
Open Air Burning without permit	per occurrence	\$598.00	\$610.00	\$12.00	2%
Apparatus Standby and 4 Fire Fighters	per hour	MTO Rates plus staff time (minimum 3 hrs.)	MTO Rates plus staff time (minimum 3 hrs.)	\$0.00	0%
Fire Fighter - hourly rate per firefighter	per hour per firefighter	\$94.00	\$96.00	\$2.00	2%
Hazardous material calls - minimum 4 Fire Fighters and Apparatus	per hour	MTO Rates plus staff time (minimum 3 hrs.)	MTO Rates plus staff time (minimum 3 hrs.)	\$0.00	0%
Technical Rescue Services obtained from other Municipalities	per occurrence	Full Cost Recovery	Full Cost Recovery	\$0.00	0%
Fire Department Response Fees/Indemnification Technology ®	per occurrence	Current MTO rate per hour per vehicle plus personnel costs plus any additional costs for each and every call.* *Should the insurer pay the coverage to the property owner, the property owner is liable to remit these funds to the municipality or its representative.	Current MTO rate per hour per vehicle plus personnel costs plus any additional costs for each and every call.* *Should the insurer pay the coverage to the property owner, the property owner is liable to remit these funds to the municipality or its representative.	\$0.00	0%




2025 FEES AND SERVICE CHARGES

Service/Item	Unit of Measure	2024 Fee	2025 Fee	\$ Change	% Change
Section C - Community Safety & Standards					
Fire Suppression & Emergency Response - Extraordinary Expenses					
If Fire and Emergency Services respond to a motor vehicle incident or other emergency at any property in the Town and the Fire Chief or designate determine, that it is necessary to retain a private contractor, rent special equipment not normally carried on a fire apparatus, use more materials than are carried on a fire apparatus in order to determine origin and cause, suppress or extinguish a fire, preserve property, prevent a fire from spreading, make safe or otherwise control and eliminate an emergency or damage equipment owned by the Town, the owner shall be charged those expenses incurred, plus applicable taxes.		Full Cost Recovery	Full Cost Recovery	\$0.00	0%
Fire Suppression & Emergency Response - Training Services					
Fire Training Trailer	per day use		\$400.00	\$400.00	100%



2025 FEES AND SERVICE CHARGES

Service/Item	Unit of Measure	2024 Fee	2025 Fee	\$ Change	% Change
Section D - Community Health & Well-being					
D1 - Parks & Harbour					
Parks, Trail & Amenities - Fields - May 1 to October 1 unless permitted					
Park full -no public access/day (Millennium Only)	per day	\$997.50	\$1,018.00	\$20.50	2%
Park partial - event area/day	per day	\$239.00	\$244.00	\$5.00	2%
Park partial	per hour	\$24.00	\$24.50	\$0.50	2%
Baseball diamond- rental/hour	per hour	\$24.00	\$24.50	\$0.50	2%
Baseball diamond - rental/hour - Minor sports groups (soccer, baseball)	per hour	\$14.00	\$14.50	\$0.50	4%
Baseball diamond- drag & line/each	each	\$19.00	\$19.50	\$0.50	3%
Baseball diamond- lights/hour	per hour	\$8.50	\$8.75	\$0.25	3%
Soccer pitch full size- rental/hour	per hour	\$19.00	\$19.50	\$0.50	3%
Soccer pitch full size - rental/hour - Minor sports groups (soccer, baseball)	per hour	\$11.50	\$11.75	\$0.25	2%
Soccer pitch full size- line/each	each	\$52.00	\$53.25	\$1.25	2%
Soccer pitch full size- lights/hour	per hour	\$8.50	\$8.75	\$0.25	3%
Soccer pitch full size- field layout	each	\$104.00	\$107.00	\$3.00	3%
Soccer pitch 3/4 size rental/hour	per hour	\$14.00	\$14.50	\$0.50	4%
Soccer pitch 3/4 size - rental/hour - Minor sports groups (soccer, baseball)	per hour	\$7.50	\$7.75	\$0.25	3%
Soccer pitch 3/4 size- line/each	each	\$42.00	\$43.00	\$1.00	2%
Soccer pitch 3/4 size- field layout/each	each	\$78.00	\$79.75	\$1.75	2%
Soccer pitch mini- rental/hour	each	\$12.50	\$12.75	\$0.25	2%
Soccer pitch mini - rental/hour - Minor sports groups (soccer, baseball)	per hour	\$7.50	\$7.75	\$0.25	3%
Soccer pitch mini- line/each	each	\$27.50	\$28.25	\$0.75	3%
Soccer pitch mini- field layout/each	each	\$73.00	\$75.00	\$2.00	3%
Soccer pitch micro- rental/hour	per hour	\$7.50	\$7.75	\$0.25	3%
Soccer pitch micro - rental/hour - Minor sports groups (soccer, baseball)	per hour	\$4.50	\$4.75	\$0.25	6%
Soccer pitch micro- line/each	each	\$14.00	\$14.50	\$0.50	4%
Soccer pitch micro- field layout/each	each	\$34.50	\$35.25	\$0.75	2%
Track & Field/Rugby/Football - line	each	\$145.50	\$149.00	\$3.50	2%
Tennis Court/Multi Use Court/Skatepark	per day	\$99.00	REMOVED		
Tennis Court/Multi Use Court/Skatepark	per hour	\$19.00	\$7.00	(\$12.00)	-63%




2025 FEES AND SERVICE CHARGES

Service/Item	Unit of Measure	2024 Fee	2025 Fee	\$ Change	% Change
Section D - Community Health & Well-being					
Tennis Court/Multi Use Court/Skatepark - minor sport groups	per hour		\$3.50	\$3.50	100%
Advertising (Outfield Fence/Dog Park)- Annual	Per year	\$182.00	\$186.00	\$4.00	2%
Parks, Trail & Amenities - Amphitheatre					
Amphitheatre	per hour	\$31.50	\$33.00	\$1.50	5%
Amphitheatre Half Day (minimum 4 hours)	4 hours	\$104.00	\$107.00	\$3.00	3%
Amphitheatre Full Day (minimum 8 hours)	per day	\$244.50	\$250.00	\$5.50	2%
Parks, Trail & Amenities - Sunset Point Park					
Pavilion	per hour	\$29.00	\$30.00	\$1.00	3%
Volleyball Courts	per hour	\$5.50	\$10.00	\$4.50	82%
Marina & In-Water Services - Season April 1 to October 31					
<i>Lengths below include bow sprint or pulpit, swim platform and auxiliary dinghies</i>					
Docking Fees - Commercial - Per day	per foot	\$3.00	\$3.25	\$0.25	8%
Docking Fees - Commercial - Per week	per foot	\$12.50	\$13.00	\$0.50	4%
Docking Fees - Commercial - Per month	per vessel	\$390.00	\$398.00	\$8.00	2%
Docking Fees - Commercial - Per season	per vessel	\$1,818.00	\$1,900.00	\$82.00	5%
Docking Fees - Recreational-Per overnight - up to 25'	per foot	\$3.00	\$3.25	\$0.25	8%
Docking Fees - Recreational-Per overnight - over 25'	per foot	\$3.00	\$3.25	\$0.25	8%
Docking Fees - Recreational-Per Season - up to 18'	per vessel	\$1,179.50	\$1,260.00	\$80.50	7%
Docking Fees - Recreational-Per Season - over 18'	per foot	\$62.50	\$70.00	\$7.50	12%
Boat Launch Fee (for visitors, non-residents and residents that do not have an annual boat launch pass)	per vessel per day	\$10.00	\$10.00	\$0.00	0%
Season Boat Launch Pass for Residents	per vessel per season	\$88.50	\$90.00	\$1.50	2%
Season Boat Launch Pass for Non-Residents	per vessel per season	\$104.00	\$105.00	\$1.00	1%
Season Boat Launch Pass and Parking Pass for Non-Residents	per vessel and vehicle per season	\$225.00	REPLACED		
Hydro Per Season	per vessel per season	\$187.00	\$191.00	\$4.00	2%
Short term trailer storage approved by Harbour Attendant	per vessel per day	\$6.50	\$6.75	\$0.25	4%



2025 FEES AND SERVICE CHARGES

Service/Item	Unit of Measure	2024 Fee	2025 Fee	\$ Change	% Change
Section D - Community Health & Well-being					
Seasonal Dry Storage (Nov 1 - April 30)	per foot	\$9.50	REMOVED		
Seasonal Mooring Waitlist (refundable)	per vessel	\$114.50	\$117.00	\$2.50	2%
Cancellation fee applies if notice received prior to June 30th		refund pro-rated +		\$0.00	0%
Cancellation after June 30th		\$30.00 admin fee non-refundable		\$0.00	0%
D2 - Community Culture, Arts & Recreation Spaces					
Museum Grounds Rental (No Staff Member On-site)					
Museum Grounds/Event Area hourly	per hour	\$31.50	\$33.00	\$1.50	5%
Museum Grounds/Event Area Half Day (minimum 4 hours)	4 hours	\$104.00	\$107.00	\$3.00	3%
Museum Grounds/Event Area Full Day (minimum 8 hours)	per day	\$244.50	\$250.00	\$5.50	2%
Museum Interior Rental (Staff Member on-site, 3 hour minimum)					
Regular Rental	3 hours	\$339.36	\$347.00	\$7.64	100%
Non-profit Organization Rental	3 hours		\$223.00	\$223.00	100%
Additional Hours For Profit Organization	per hour	\$125.00	\$128.00	\$3.00	2%
Additional Hours For Non-Profit Organization	per hour		\$82.00	\$82.00	100%
Museum Rental Security Deposit	per event		\$200.00	\$200.00	100%




2025 FEES AND SERVICE CHARGES

Service/Item	Unit of Measure	2024 Fee	2025 Fee	\$ Change	% Change
Section D - Community Health & Well-being					
Simcoe Street Theatre Rental					
Theatre - Commercial Standard Rate (Sundays - Thursdays) 2 hour minimum	per hour	\$50.00	\$51.00	\$1.00	2%
Theatre - Commercial Prime Rate (4pm Fridays - 2am Sundays) 2 hour minimum	per hour	\$73.00	\$75.00	\$2.00	3%
Theatre - Commercial Standard Rate (Sundays - Thursdays) Full Day	per day	\$375.00	\$382.50	\$7.50	2%
Theatre - Commercial Prime Rate (4pm Fridays - 2am Sundays) Full Day	per day	\$547.50	\$562.50	\$15.00	3%
Theatre - Subsidized Standard Rate (Sundays - Thursdays) 2 hour minimum	per hour	\$30.00	\$31.00	\$1.00	3%
Theatre - Subsidized Prime Rate (4pm Fridays - 2am Sundays) 2 hour minimum	per hour	\$43.80	\$45.00	\$1.20	3%
Theatre - Subsidized Standard Rate (Sundays - Thursdays) Full Day	per day	\$225.00	\$232.50	\$7.50	3%
Theatre - Subsidized Prime Rate (4pm Fridays - 2am Sundays) Full Day	per day	\$328.50	\$337.50	\$9.00	3%
Theatre - Rehearsal Space	per hour		\$24.00	\$24.00	100%
Pressroom - Commercial Rate	per hour	\$34.50	\$35.25	\$0.75	2%
Pressroom - Subsidized Rate	per hour	\$20.70	\$21.25	\$0.55	3%
Cleaning & Damage Deposit	per event	\$200.00	\$200.00	\$0.00	0%
Pipe & Drape	per event		\$10.00	\$10.00	100%
Additional microphones	each	\$5.50	\$5.75	\$0.25	5%
Piano - Roland HP203 Digital Piano	per event	\$20.00	\$21.00	\$1.00	5%
Concert Lighting	per event	\$30.00	\$31.00	\$1.00	3%
Concert Sound System	per event	\$45.00	\$46.00	\$1.00	2%
Drums (Five Piece Set)	per event	\$20.00	\$20.50	\$0.50	3%
Wireless Mic (Includes Two Wireless Handheld Mics)	per event	\$25.00	\$25.50	\$0.50	2%
Projector and Screen (Does Not Include Media Player, Example Laptop)	per event	\$25.00	\$25.50	\$0.50	2%
Centennial Aquatic Centre Pool Rental					
Lane rental (per 1 lane)	per hour	\$16.00	\$18.35	\$2.35	15%
Warm Water Pool	per hour	\$34.50	\$35.25	\$0.75	2%
Basic Max. 25 people	per hour	\$98.00	\$110.00	\$12.00	12%
Non-Profit Youth Max. 25	per hour	\$49.00	\$55.00	\$6.00	12%
Birthday Party Pool and Room (1 hour each) Max. 25 people	1 hour	\$137.50	\$125.00	(\$12.50)	-9%
Pool- over 25 people additional guards required	per hour per guard	\$25.00	\$25.50	\$0.50	2%
Base Room Rental -Public	per hour	\$35.50	\$37.00	\$1.50	4%
Base Room Rental Non-Profit Organization	per hour	\$25.00	\$24.00	(\$1.00)	-4%
Advertising- Wall	per year	\$702.50	\$725.00	\$22.50	3%
Central Park Outdoor Rink Rental					
Lights	per hour	\$8.50	\$8.75	\$0.25	3%
Summer General Rental	per hour	\$24.00	\$24.50	\$0.50	2%
Pickleball Courts	per hour	\$5.00	\$5.25	\$0.25	5%
Winter General Rental	per hour	\$114.50	\$117.00	\$2.50	2%
Curling Club Rental					
Floor/room Rental (during the event)	per hour	\$93.50	\$95.50	\$2.00	2%
Floor/room Rental (setup, tear down, overnight)	per hour	\$26.00	\$26.75	\$0.75	3%
Pickleball Courts	per hour	\$10.00	\$10.25	\$0.25	3%
Upstairs lounge	per hour	\$62.50	\$64.00	\$1.50	2%
Upstairs lounge - with floor rental	per event	\$182.00	\$186.00	\$4.00	2%
Curling Club Lounge Security Deposit	per event		\$350.00	\$350.00	100%



2025 FEES AND SERVICE CHARGES

Service/Item	Unit of Measure	2024 Fee	2025 Fee	\$ Change	% Change
Section D - Community Health & Well-being					
Eddie Bush Memorial Arena & Central Park Arena Rental					
Minor Sports Groups (CMHA, Collingwood Skating Club, Schools)	per hour	\$128.75	\$132.00	\$3.25	3%
Minor Sports Groups Prime (after 7pm) (CMHA, Collingwood Skating Club, Schools)	per hour	\$134.00	\$137.00	\$3.00	2%
Tournaments(15+ hours)	per hour	\$169.50	\$173.00	\$3.50	2%
Prime Ice Rental	per hour	\$204.50	\$209.00	\$4.50	2%
Non Prime Ice rental (Monday - Friday 7am - 4:00pm)	per hour	\$130.00	\$133.00	\$3.00	2%
Commercial rate (hockey camps, hockey clinics, etc.)	per hour	\$214.00	\$219.00	\$5.00	2%
Holiday rate (Statutory Holidays)	per hour	\$204.50	\$209.00	\$4.50	2%
Summer Floor Rental - Eddie Bush Memorial Arena	per day	\$1,143.00	\$1,166.00	\$23.00	2%
Summer Floor Rental - Eddie Bush Memorial Arena	per hour	\$89.50	\$92.00	\$2.50	3%
Minor Sports Groups Summer Floor (Ball Hockey, Lacrosse, etc.)	per hour	\$38.50	\$40.00	\$1.50	4%
Adult Sports Groups Summer Floor (Ball Hockey, Lacrosse, etc.)	per hour	\$58.50	\$60.00	\$1.50	3%
Mezzanine/Meeting Room - Public	per hour	\$35.50	\$37.00	\$1.50	4%
Mezzanine/Meeting Room - Non Profit Organization	per hour	\$23.00	\$24.00	\$1.00	4%
Sports Hall of Fame	per day	\$389.00	\$480.00	\$91.00	23%
Sports Hall of Fame - Public	per hour		\$40.00	\$40.00	100%
Sports Hall of Fame - Non-Profit Organization	per hour		\$25.00	\$25.00	100%
Sports Hall of Fame Deposit	per day	\$350.00	\$350.00	\$0.00	0%
Mezzanine/Meeting Room - Public	per day	\$358.50	\$444.00	\$85.50	24%
Mezzanine/Meeting Room - Non-Profit Organization	per day	\$231.00	\$288.00	\$57.00	25%
Mezzanine/Meeting Room Deposit	per day		\$350.00	\$350.00	100%




2025 FEES AND SERVICE CHARGES

Service/Item	Unit of Measure	2024 Fee	2025 Fee	\$ Change	% Change
Section D - Community Health & Well-being					
Rentals and Services					
8' Table (in facility only)	each	\$10.50	\$10.75	\$0.25	2%
Chair (in facility only)	each	\$3.50	\$3.75	\$0.25	7%
Chair - White Folding (indoor use only)	each	\$3.50	\$3.75	\$0.25	7%
Garbage/Recycling pail	each	\$3.50	\$3.75	\$0.25	7%
Garbage Removal Special Events/hour	per hour	\$291.00	\$297.00	\$6.00	2%
Playground Inspection	per hour	\$121.00	\$124.00	\$3.00	2%
Stanchions - delivered	each	\$2.50	\$2.75	\$0.25	10%
Man Lift Rental - Facilities	per day	\$197.50	\$202.00	\$4.50	2%
Cancellation fee if notice not received within 48hrs of rental		10% of rental	10% of rental		
Track & Field/Rugby/Football - line	each	\$145.50	\$149.00	\$3.50	2%
Contracted Services (i.e. grass cutting)	per hour		\$200.00	\$200.00	100%
D3 - Community Gathering Spaces (Library)					
Library Rental					
Murray Clerkson Room	per hour	\$25.00	\$25.00	\$0.00	0%
Free Schools/Community Room B or C	per hour	\$30.00	\$30.00	\$0.00	0%
Community Rooms B & C - hourly rate	per hour	\$50.00	\$50.00	\$0.00	0%
Community Rooms B & C - daily rate	per day	\$300.00	\$300.00	\$0.00	0%
Room Preparation	per hour	\$15.00	\$15.00	\$0.00	0%
Room Rental Late Charge first 15 minutes over time booked	per 15 min	\$50.00	\$50.00	\$0.00	0%
Room Rental Late Charge for every 15 minutes thereafter	per 15 min	\$100.00	\$100.00	\$0.00	0%
Exam Proctoring	per exam	\$22.12	\$26.55	\$4.43	20%



2025 FEES AND SERVICE CHARGES

Service/Item	Unit of Measure	2024 Fee	2025 Fee	\$ Change	% Change
Section D - Community Health & Well-being					
D4 - Community Recreation Activities					
Centennial Aquatic Centre Pool - Entrance Fees					
Monthly Pass- Adult (18Y - 54Y)	per pass	\$47.00	\$50.00	\$3.00	6%
Monthly Pass- Child/Youth (17 Y under)	per pass	\$28.00	\$30.00	\$2.00	7%
Monthly Pass- Family (3 or more max. 2 adults)	per pass	\$74.00	\$80.00	\$6.00	8%
Monthly Pass- Senior (55+)	per pass	\$28.00	\$30.00	\$2.00	7%
3 Month Pass- Adult (18Y-54Y)	per pass	\$93.50	\$100.00	\$6.50	7%
3 Month Pass- Child/Youth (17 Y under)	per pass	\$71.00	\$75.00	\$4.00	6%
3 Month Pass- Family (3 or more max. 2 adults)	per pass	\$190.50	\$200.00	\$9.50	5%
3 Month Pass- Senior (55+)	per pass	\$71.00	\$75.00	\$4.00	6%
12 Month Pass- Adult (18Y-54Y)	per pass	\$269.50	\$275.00	\$5.50	2%
12 Month Pass- Child/Youth (17 Y under)	per pass	\$202.00	\$210.00	\$8.00	4%
12 Month Pass- Family (3 or more max. 2 adults)	per pass	\$541.50	\$555.00	\$13.50	2%
12 Month Pass- Senior (55+)	per pass	\$202.00	\$210.00	\$8.00	4%
Friday Public Swim	n/a	no charge	no charge	\$0.00	0%
Public Swim/Lane Swim- Adult (18Y - 54Y)	per participant per visit	\$4.50	\$4.65	\$0.15	3%
Public Swim/Lane Swim- Child/Youth (17 Y under)	per participant per visit	\$3.50	\$3.76	\$0.26	7%
Public Swim/Lane Swim- Family (3 or more max.2 adults)	per family per visit	\$9.50	\$9.74	\$0.24	3%
Public Swim/Lane Swim- Group Rate (up to 10 people)	per group per visit	\$38.00	\$40.00	\$2.00	5%
Public Swim/Lane Swim- Senior (55+)	per participant per visit	\$3.50	\$3.76	\$0.26	7%
Public Swim/Lane Swim-Toddler (2Y under)	per participant per visit	no charge	no charge	\$0.00	0%
Frequent Swimmer Card (Adult)	per card	\$44.50	\$46.00	\$1.50	3%
Frequent Swimmer Card (Senior)	per card	\$35.00	\$36.00	\$1.00	3%




2025 FEES AND SERVICE CHARGES

Service/Item	Unit of Measure	2024 Fee	2025 Fee	\$ Change	% Change
Section D - Community Health & Well-being					
Centennial Aquatic Centre Pool - Classes & Lessons					
Aqua Fitness Adult (18Y - 54Y)	per participant per class	\$4.50	\$4.65	\$0.15	3%
Aqua Fitness Senior (55+Y)	per participant per class	\$3.50	\$3.76	\$0.26	7%
Aqua Therapy	per participant per lesson set	\$83.50	\$85.00	\$1.50	2%
Swim Lessons Bronze Star	per participant per lesson set	\$149.00	\$155.00	\$6.00	4%
Swim Lessons Adult	per participant per lesson set	\$99.00	\$105.00	\$6.00	6%
Swim Lessons Parent and Tot	per participant per lesson set	\$77.00	\$80.00	\$3.00	4%
Swim Lessons Preschool	per participant per lesson set	\$77.00	\$80.00	\$3.00	4%
Swim Lessons - Swimmer 1 to 6	per participant per lesson set	\$83.50	\$85.00	\$1.50	2%
Swim Lessons- Private 1/2 hour	per participant per lesson set	\$165.50	\$170.00	\$4.50	3%
Swim Lessons- Semi Private 1/2 hour	per participant per lesson set	\$124.00	\$130.00	\$6.00	5%
Swim Lessons- School Program	per student per lesson set	\$2.50	\$3.00	\$0.50	20%
Swim Lesson Cancellation Fee (less than 48hr notice)		\$16.00	\$20.00	\$4.00	25%
Centennial Aquatic Centre Pool - Certifications					
Swim Lessons Standard First Aid/CPR "C"	per participant per lesson set	\$162.50	\$170.00	\$7.50	5%
Swim Lessons Standard First Aid/CPR "C" Recertification			\$85.00	\$85.00	100%
Swim Lessons Swim Patrol	per participant per lesson set	\$97.00	\$100.00	\$3.00	3%
Swim Lessons NLS Certification	per participant per lesson set	\$318.00	\$325.00	\$7.00	2%
Swim Lessons NLS Recertification	per participant per lesson set		\$110.00	\$110.00	100%
LSS Swim Instructor Certification	per participant per lesson set		\$160.00	\$160.00	100%
LSS Instructor Certification	per participant per lesson set		\$110.00	\$110.00	100%
High Five Principles of Healthy Child Development Certification	per participant per lesson set		\$85.00	\$85.00	100%
High Five Quest Two	per participant per lesson set		\$130.00	\$130.00	100%
Swim Lessons Bronze Cross	per participant per lesson set	\$205.00	\$210.00	\$5.00	2%
Swim Lessons Bronze Medallion/Emergency First Aid	per participant per lesson set	\$205.00	\$210.00	\$5.00	2%




2025 FEES AND SERVICE CHARGES

Service/Item	Unit of Measure	2024 Fee	2025 Fee	\$ Change	% Change
Section D - Community Health & Well-being					
Eddie Bush Memorial Arena & Central Park Arena					
Public Skating	per participant per visit	\$3.50	\$4.00	\$0.50	14%
Intro to Skating	per student per lesson set	\$29.00	REMOVED	(\$29.00)	-100%
Youth Shinny	per participant per class	\$5.50	\$6.00	\$0.50	9%
Senior Shinny	per participant per class	\$7.50	\$8.00	\$0.50	7%
Adult Shinny	per participant per class	\$8.50	\$9.00	\$0.50	6%
Chair Yoga	per participant per class	\$5.00	\$5.00	\$0.00	0%
D5 - Water Treatment & Distribution					
Municipal Water Supply-Monthly Charges					
Water Service Supply Charge - up to 1 1/4" meter	per month	\$18.70	\$19.73	\$1.03	5.5%
Water Service Supply Charge - 1 1/4" meter	per month	\$23.62	\$24.92	\$1.30	5.5%
Water Service Supply Charge - 1 1/2" meter	per month	\$35.50	\$37.45	\$1.95	5.5%
Water Service Supply Charge - 2" meter	per month	\$52.74	\$55.64	\$2.90	5.5%
Water Service Supply Charge - 3" meter	per month	\$78.87	\$83.21	\$4.34	5.5%
Water Service Supply Charge - 4" meter	per month	\$119.53	\$126.10	\$6.57	5.5%
Water Service Supply Charge - 6" meter	per month	\$179.67	\$189.55	\$9.88	5.5%
Water Service Supply Charge - 8" meter	per month	\$239.05	\$252.20	\$13.15	5.5%
Water Service Supply Charge - 10" meter	per month	\$359.32	\$379.08	\$19.76	5.5%




2025 FEES AND SERVICE CHARGES

Service/Item	Unit of Measure	2024 Fee	2025 Fee	\$ Change	% Change
Section D - Community Health & Well-being					
Municipal Water Consumption					
Tier 1: 0-8m3/month	per cubic meter	\$1.050	\$1.108	\$0.06	5.5%
Tier 2: 8-15m3/month	per cubic meter	\$1.101	\$1.162	\$0.06	5.5%
Tier 3: 15-150m3/month	per cubic meter	\$1.206	\$1.272	\$0.07	5.5%
Tier 4: >150m3/month	per cubic meter	\$0.891	\$0.940	\$0.05	5.5%
Non-Metered (Flat Rate) Water Consumption Charge - first month	per month	\$93.50	\$95.50	\$2.00	2%
Non-Metered (Flat Rate) Water Consumption Charge - subsequent months	per month	150% of prior month charge	150% of prior month charge	\$0.00	0%
Bulk Water	per cubic meter	\$3.50	\$3.57	\$0.07	2%
Process Water	per cubic meter	\$0.50	\$0.51	\$0.01	2%
Municipal Water Misc. Service Charges					
Late Payment Charge	per month	1.5% Cumulative Monthly	1.5% Cumulative Monthly	\$0.00	0%
Administrative Charge as a % of material and contract cost	each	15%	15%	\$0.00	0%
Highway #26 East Watermain Project flat fee	per connection	\$6,441.00	\$6,570.00	\$129.00	2%
Highway #26 East Watermain Frontage Fee (minimum 60 feet frontage)	per meter frontage	\$223.50	\$228.00	\$4.50	2%
Silver Creek Drive Improvement Project	per meter frontage	\$163.50	\$167.00	\$3.50	2%
Osler Bluff Road Improvement Project (max of 60.96m of frontage)	per meter frontage	\$295.50	\$301.50	\$6.00	2%
Mountain Road Trunk water main connection (includes water meter)	each	Time & Materials	Time & Materials	\$0.00	0%
Water Service Installation or Repair	each	Time & Materials	Time & Materials	\$0.00	0%
Water Meter Kit Purchase - up to 3/4" meter includes transmitter	each	\$457.50	\$467.00	\$9.50	2%
Water Meter Kit Purchase - greater than 3/4" meter	each	Time & Materials	Time & Materials	\$0.00	0%
Frozen Water Meter Replacement	each	\$455.00	\$465.00	\$10.00	2%
Touch pad replacement	each	Time & Materials	Time & Materials	\$0.00	0%
Disconnection of a water service at main	each	Time & Materials	Time & Materials	\$0.00	0%
Temporary removal and reinstallation of meter	each	Time & Materials	Time & Materials	\$0.00	0%




2025 FEES AND SERVICE CHARGES

Service/Item	Unit of Measure	2024 Fee	2025 Fee	\$ Change	% Change
Section D - Community Health & Well-being					
Construction water supply- Per Residential Unit	per construction unit	\$317.00	\$323.50	\$6.50	2%
Construction water supply - Non Residential	0 - 5,000 Sq Feet	\$502.00	\$512.50	\$10.50	2%
Construction water supply - Non Residential	0 - 10,000 Sq Feet	\$1,004.00	\$1,024.50	\$20.50	2%
Construction water supply - Non Residential	0 - 15,000 Sq Feet	\$1,506.00	\$1,536.50	\$30.50	2%
Construction water supply - Non Residential	0 - 20,000 Sq Feet	\$2,008.00	\$2,048.50	\$40.50	2%
Construction water supply - Non Residential	0 - 25,000 Sq Feet	\$2,510.00	\$2,560.50	\$50.50	2%
Construction water supply - Non Residential	0 - 30,000 Sq Feet	\$3,012.00	\$3,072.50	\$60.50	2%
Construction water supply - Non Residential	0 - 35,000 Sq Feet	\$3,514.00	\$3,584.50	\$70.50	2%
Construction water supply - Non Residential	0 - 40,000 Sq Feet	\$4,016.00	\$4,096.50	\$80.50	2%
Construction water supply - Non Residential	0 - 45,000 Sq Feet	\$4,518.00	\$4,608.50	\$90.50	2%
Construction water supply - Non Residential	0 - 50,000 Sq Feet	\$5,020.00	\$5,120.50	\$100.50	2%
Construction water supply - Non Residential	0 - 55,000 Sq Feet	\$5,522.00	\$5,632.50	\$110.50	2%
Construction water supply - Non Residential	0 - 60,000 Sq Feet	\$6,024.00	\$6,144.50	\$120.50	2%
Construction water supply - Non Residential	0 - 65,000 Sq Feet	\$6,526.00	\$6,657.00	\$131.00	2%
Construction water supply - Non Residential	0 - 70,000 Sq Feet	\$7,028.00	\$7,169.00	\$141.00	2%
Construction water supply - Non Residential	0 - 75,000 Sq Feet	\$7,530.00	\$7,681.00	\$151.00	2%
Construction water supply - Non Residential	75,000 Sq Feet or greater	\$8,032.00	\$8,193.00	\$161.00	2%
Vehicle Rental Charge					
Pickup Truck	per hour	\$19.50	\$19.50	\$0.00	0%
Service Truck	per hour	\$30.00	\$31.00	\$1.00	3%
Flat-Bed Truck	per hour	\$19.00	REMOVED	(\$19.00)	-100%
Dump Truck	per hour	\$85.50	\$88.00	\$2.50	3%
Backhoe	per hour	\$73.00	\$84.00	\$11.00	15%
Wheeled Excavator			\$150.00	\$150.00	100%
Rock Breaker	per hour	\$119.50	\$125.50	\$6.00	5%
Test Pump and Chlorinator	per hour	\$36.50	REMOVED	(\$36.50)	-100%
Quench Buggy within Collingwood Town borders	per day	\$250.00	\$250.00	\$0.00	0%
Quench Buggy delivery surcharge outside of Collingwood Town borders	per use		\$50.00	\$50.00	100%




2025 FEES AND SERVICE CHARGES

Service/Item	Unit of Measure	2024 Fee	2025 Fee	\$ Change	% Change
Section D - Community Health & Well-being					
Backflow Prevention & Cross Control Protection					
One-time Registration Fee - Contractor	each	\$104.00	\$106.50	\$2.50	2%
Annual Fee - Contractor	each year	\$78.00	\$80.00	\$2.00	3%
Premise Survey - Owner	per survey	\$0.00	\$0.00	\$0.00	0%
Premise Device - Owner	per device	\$0.00	\$0.00	\$0.00	0%
Test Tag - Owner	per test tag	\$5.50	\$5.65	\$0.15	3%
Other Charges					
Water Service Turn on or off Charge - Regular Hours	per action	\$63.50	\$65.00	\$1.50	2%
Water Service Turn on or off Charge - Overtime/Emergency (minimum charge)	per action	\$382.50	\$382.50	\$0.00	0%
Labour Charge - Normal Hours	per hour	\$61.50	\$63.00	\$1.50	2%
Labour Charge -Supervisor Normal Hours	per hour	\$85.50	\$87.50	\$2.00	2%
Labour Charge - After Hours	per hour	\$92.00	\$94.00	\$2.00	2%
Labour Charge - Supervisor After Hours	per hour	\$128.00	\$131.00	\$3.00	2%
Inspection Charge	each	Time & Materials	Time & Materials	\$0.00	0%
Watermain Chlorination and Bacti Testing	each	Time & Materials	Time & Materials	\$0.00	0%
Water Service Thawing	each	Time & Materials	Time & Materials	\$0.00	0%
Hydrant Flow Test Operation	per action	\$150.00	\$150.00	\$0.00	0%




2025 FEES AND SERVICE CHARGES

Service/Item	Unit of Measure	2024 Fee	2025 Fee	\$ Change	% Change
Section E - Arts, Culture & Heritage					
E1 - Conservation of Heritage & Culture					
Museum Image Reproduction & Digital					
Admin/New Scan - Applicable to images for which the Town of Collingwood does not hold copyright and are not in the Public Domain (pre 1949)	per image	\$10.50	\$11.00	\$0.50	5%
Digital Image/Usage - Applicable to images in the Public Domain (pre 1949) or those images for which the Town of Collingwood holds copyright	per use	\$25.00	\$25.50	\$0.50	2%
Mailing Fee Minimum Charge	per item	\$6.50	\$7.00	\$0.50	8%
Photocopies-any size	per page	\$0.25	MOVED		
Museum Activities					
Admission	per person donation	\$4.00	\$5.00	\$1.00	25%
Staff Costs	per hour	\$28.50	\$29.50	\$1.00	4%
Museum Activities - Membership Fees					
Individual - Annual Membership	per membership	\$23.00	\$23.50	\$0.50	2%
Family - Annual Membership	per membership	\$47.00	\$48.00	\$1.00	2%
School - Annual Membership	per membership	\$83.50	\$85.50	\$2.00	2%
Corporate - Annual Membership	per membership	\$125.00	\$127.50	\$2.50	2%
Benefactor - Annual Membership	per membership	\$640.00	\$653.00	\$13.00	2%
Life Membership	per membership	\$1,222.00	\$1,246.50	\$24.50	2%
Museum Activities - Tours					
Group Guided Tour / capacity limits in place	per hour	\$28.50/Hour Base Fee plus \$4/per person	\$29.50/Hour Base Fee plus \$5/per person.	\$1.00	4%
Group Tour: self-guided	per person	Suggested Donation of \$4	Suggested Donation of \$5	\$1.00	25%
Museum Activities - School Programming - Fees are non-refundable if cancelled within 48 hours of Program					
In House-local classes	per class	\$28.50/Hour Base Fee plus \$4/per person	\$29.50/hour base fee plus \$4/per person	\$1.00	4%
In House-Georgian Triangle classes	per class	\$45/Hour Base Fee plus \$4 per student	REMOVED	\$0.00	-100%




2025 FEES AND SERVICE CHARGES

Service/Item	Unit of Measure	2024 Fee	2025 Fee	\$ Change	% Change
Section E - Arts, Culture & Heritage					
Remote - at school	per class	\$28.50/Hour Base Fee plus \$4/per person	\$29.50/hour base fee plus \$4/per person	\$1.00	4%
Remote- Georgian Triangle Classes	per class	\$45/Hour Base Fee plus \$4 per student plus mileage	\$46/Hour Base Fee plus \$4 per student plus mileage	\$1.00	2%
Children's Programming Museum Member	per member	\$12.00	\$12.00	\$0.00	0%
Children's Programming Non Member	per member	\$15.00	\$15.00	\$0.00	0%
Museum Activities - Speaking Engagements					
In House		By Donation	By Donation	\$0.00	0%
Research required/Community History/ Group Request	per hour	\$57.50	\$59.00	\$1.50	3%
Mileage Fee (Outside Collingwood)	per km	\$0.65	\$0.66	\$0.01	2%
Museum Activities - Research					
Research Inquiries 1/4 hr.		free	free	\$0.00	\$0.00
Image & Research Inquiries Staff Assisted after first 15 min.	per hour	By Donation	By Donation	\$0.00	\$0.00
Research Services provided by Staff based on staff availability	per hour	\$28.50	\$29.50	\$1.00	4%
Built Heritage - Applications					
Heritage Tax Relief Application	each	\$125.00	\$130.00	\$5.00	4%
Retroactive Heritage Permit Application	each		\$300.00	\$300.00	100%
E2 - Community & Public Events					
Special Event Application Fee	per permit		\$25	\$25.00	100%
Special Event Permit Application Revision Review Request	per review		\$100	\$100.00	100%
Special Event Permit Community Not-For-Profit - event under 300 people	per permit	\$23.00	\$50.00	\$27.00	117%
Special Event Permit Community Not-For-Profit - event 300 -999 people	per permit	\$47.00	\$100.00	\$53.00	113%
Special Event Permit Community Not-For-Profit - event 1000+ people	per permit	\$83.50	\$200.00	\$116.50	140%
Special Event Permit Private function or for-profit - event under 300 people	per permit	\$129.00	\$300.00	\$171.00	133%
Special Event Permit Private function or for-profit - event 300 -999 people	per permit	\$257.50	\$600.00	\$342.50	133%
Special Event Permit Private function or for-profit - event 1000+ people	per permit	\$781.50	\$1,200.00	\$418.50	54%




2025 FEES AND SERVICE CHARGES

Service/Item	Unit of Measure	2024 Fee	2025 Fee	\$ Change	% Change
Section E - Arts, Culture & Heritage					
E3 - Circulation & Curation of Library Materials (Library)					
Fines					
Lost or Damaged Audio Books	per item	Replacement Cost + \$5.00 processing fee	Replacement Cost + \$5.00 processing fee	\$0.00	0%
Lost or Damaged Books- Hardcover, Paperback, Children's or Trade	per item	Replacement Cost + \$2.50 processing fee	Replacement Cost + \$2.50 processing fee	\$0.00	0%
Lost or Damaged DVD, Video or CD	per item	Replacement Cost + \$2.50 processing fee	Replacement Cost + \$2.50 processing fee	\$0.00	0%
Memberships					
Institutional	per year	\$35.00	\$35.00	\$0.00	0%
Non-Resident Household	per year	\$120.00	\$120.00	\$0.00	0%
Non-Resident High School Students	n/a	No Charge	No Charge	\$0.00	0%
Visitor	per month	\$20.00	\$20.00	\$0.00	0%
Lost card	per card	\$2.00	\$4.43	\$2.43	122%
SALES					
Art Sales	per sale	30% commission	30% commission	\$0.00	0%
USER FEES					
Fax Machine	per fax	\$2.00	\$5.00	\$3.00	150%
Fax Machine Additional Pages	per page	\$1.00	REMOVED	(\$1.00)	-100%
Photocopies (Black and White) any size	per page	\$0.25	\$0.25	\$0.00	0%
Photocopies (Colour) any size	per page	\$0.50	\$0.50	\$0.00	0%
Printing (Black and White) any size	per page	\$0.25	\$0.25	\$0.00	0%
Printing (Colour) any size	per page	\$0.50	\$0.50	\$0.00	0%




2025 FEES AND SERVICE CHARGES

Service/Item	Unit of Measure	2024 Fee	2025 Fee	\$ Change	% Change
Section F - Community Access & Mobility					
F1 - Roads & Active Transportation					
Operations & Maintenance - Sewer & Drains					
Flushing/Vacuuming Laterals/Culverts/Mains/CB etc. Policy 2.1.2.1 (private)	per hour	\$225.00	\$229.50	\$4.50	2%
Overtime Charge - Minimum 3 hours Call Out	per hour	\$250 Minimum 3 hour call out	\$255 Minimum 3 hour call out	\$5.00	2%
Sewer Lateral Clearing Policy 2.5.1.3 (normal hrs.)	per hour	\$160.00	\$163.50	\$3.50	2%
Overtime Charge - Minimum 3 hours Call Out	per hour	\$200 Minimum 3 hour call out	\$205 Minimum 3 hour call out	\$5.00	3%
Trace and/or Camera Sewer Lateral	per hour	\$160.00	\$163.50	\$3.50	2%
Overtime Charge - Minimum 3 hours Call Out	per hour	\$175 Minimum 3 hour call out	\$200 Minimum 3 hour call out	\$25.00	14%
Vactor truck disposal fee	per 1,000 gallons	\$200.00	\$204.00	\$4.00	2%
Operations & Maintenance - Laterals - New/repairs					
New Sewer Lateral - Semi-detached Lots (two services in common trench)	each	Time & Materials	Time & Materials	\$0.00	0%
New Sewer Lateral - Industrial/Commercial/Multi Residential	each	Time & Materials	Time & Materials	\$0.00	0%
New Sewer Lateral - Single Lots Policy 2.5.1.1.	each	Time & Materials	Time & Materials	\$0.00	0%
Replacement of Problem Lateral - Semi-detached Lots (two services in common trench)	each	Owner pays 50% of time & material costs to maximum of \$6,000	Owner pays 50% of time & material costs to maximum of \$6,000	\$0.00	0%
Replacement of Problem Lateral - Single Lots Policy 2.5.1.2	each	Owner pays 50% of time & material costs to maximum of \$6,000	Owner pays 50% of time & material costs to maximum of \$6,000	\$0.00	0%
Replacement of Problem Lateral - Industrial/Commercial/Multi Residential	each	Owner pays 50% of time & material costs	Owner pays 50% of time & material costs	\$0.00	0%
Sewer Lateral Repair Only-On Public Property-Multi Residential, Commercial, Industrial	each	Owner pays 50% of time & material costs	Owner pays 50% of time & material costs	\$0.00	0%
Sewer Lateral Repair Only - On Public Property for Single Family Residential	each	Owner pays 50% of time & material costs	Owner pays 50% of time & material costs	\$0.00	0%




2025 FEES AND SERVICE CHARGES

Service/Item	Unit of Measure	2024 Fee	2025 Fee	\$ Change	% Change
Section F - Community Access & Mobility					
Operations & Maintenance - Sweeping/Water Truck					
Sweeping	per hour	\$185.00	\$189.00	\$4.00	2%
Overtime Charge - Minimum 3 hours Call Out	per hour	\$190 Minimum 3 hour call out	\$196 Minimum 3 hour call out	\$6.00	3%
Trackless (re: Sweeping)	per hour	\$170.00	\$173.50	\$3.50	2%
Overtime Charge - Minimum 3 hours Call Out	per hour	Minimum 3 hour call out	Minimum 3 hour call out	\$0.00	0%
Operations & Maintenance - Vehicle Rental/Installations Charge for Time & Material					
Pickup	per hour	\$19.00	\$19.50	\$0.50	3%
1 Ton Truck	per hour	\$31.00	\$32.00	\$1.00	3%
Single Axle Dump Truck	per hour	\$86.00	\$88.00	\$2.00	2%
Tandem Dump Truck	per hour	\$94.00	\$96.00	\$2.00	2%
Backhoe	per hour	\$82.00	\$84.00	\$2.00	2%
Rock Breaker	per hour	\$123.00	\$125.50	\$2.50	2%
Loader	per hour	\$84.00	\$86.00	\$2.00	2%
ROW Permits and Locates					
Road Occupancy Permit	per permit	\$235.00	\$240.00	\$5.00	2%
Municipal Consent - utility application	per application	\$105.00	\$107.00	\$2.00	2%
Street Closure	per permit	\$235.00	\$240.00	\$5.00	2%
Wide Load Permits - Oversize Load Permit - Annual	per permit	\$160.00	\$163.50	\$3.50	2%
Wide Load Permits - Oversize Load Permit - Single Trip	per permit	\$80.00	\$82.00	\$2.00	3%
Municipal Consent - utility application	per application	\$105.00	\$107.50	\$2.50	2%




2025 FEES AND SERVICE CHARGES

Service/Item	Unit of Measure	2024 Fee	2025 Fee	\$ Change	% Change
Section F - Community Access & Mobility					
Other Charges					
Truck Driver/Labour Charge - Normal Hours	per hour	\$65.00	\$66.50	\$1.50	2%
Operator - Normal Hours	per hour	\$75.00	\$76.50	\$1.50	2%
Labour Charge -Supervisor Normal Hours	per hour	\$85.00	\$87.00	\$2.00	2%
Administrative Charge as a % of material and contract cost		15%	15%	\$0.00	0%
Request for Infrastructure drawings	each request		\$50.00	\$50.00	100%
Parking Payment & Enforcement (Non-tax supported)					
Parking Hurontario Street between northerly limit of Hurontario Street & Fourth Street (Business Improvement Area)	per hour	\$1.50	\$1.50	\$0.00	0%
Parking on Side Streets (Business Improvement Area)	per hour	\$1.00	\$1.00	\$0.00	0%
EV Charging Station - Level 2	per hour	\$1.75	\$2.00	\$0.25	14%
EV Charging Station - Level 3	per minute	\$0.35	\$0.40	\$0.05	14%
Parking Lots (Business Improvement Area)	per hour	\$1.00	\$1.00	\$0.00	0%
On-Street Parking & Lots Hourly Rate (Waterfront Parking Area)	per hour	\$10.00	\$10.00	\$0.00	0%
On-Street Parking & Lots Daily Rate (Waterfront Parking Area)	per day	\$50.00	\$50.00	\$0.00	0%
Non-Resident Waterfront Parking Permit	per year	\$120.00	\$120.00	\$0.00	0%
Monthly Parking Permits in Lots (Business Improvement Area)	per month	\$55.00	\$56.50	\$1.50	3%
Yearly Parking Permit in Lots (Business Improvement Area)	per year	\$555.00	\$565.00	\$10.00	2%
Single Space Daily Rate - Lots & Side Streets	per space per day		\$10.00	\$10.00	0%
Single Space Daily Rate - Hurontario Street	per space per day		\$15.00	\$15.00	0%
Partial or Complete Parking Lot Closure (daily rate per space closed is additional)	per request		\$150.00	\$150.00	0%
One or More Single Space Reservation (Hurontario Street/Side Streets) (daily rate per space reserved is additional)	per request		\$150.00	\$150.00	0%
Parking Lot Closure and Street Closure - added street closure to the Permits section on the Roads list	per space per day	\$8.00	REPLACED	(\$8.00)	-100%
Parking Lot Closure and Street Closure Administrative Fee	per request	\$125.00	\$128.00	\$3.00	2%
Pylon Rental - Deposit for Parking Space Rental/Closure	per pylon	\$65.00	REPLACED	(\$65.00)	-100%
Payments in Lieu of Parking	per space	\$6,205.00	\$6,330.00	\$125.00	2%




2025 FEES AND SERVICE CHARGES

Service/Item	Unit of Measure	2024 Fee	2025 Fee	\$ Change	% Change
Section F - Community Access & Mobility					
F2 - Transit					
Colltrans Adult Monthly Pass	per month	\$40.00	\$41.00	\$1.00	3%
Colltrans Student Monthly Pass	per month	\$30.00	\$15.00	(\$15.00)	-50%
Colltrans Senior Monthly Pass	per month	\$30.00	\$31.00	\$1.00	3%
Blue Mountain-Link Monthly Pass	per month	\$40.00	\$41.00	\$1.00	3%
Colltrans Adult Fare	per fare	\$2.00	\$2.25	\$0.25	13%
Colltrans Senior/Student Fare	per fare	\$1.50	\$1.75	\$0.25	17%
Blue Mountain-Link Fare	per fare	\$2.00	\$2.25	\$0.25	13%




2025 FEES AND SERVICE CHARGES

Service/Item	Unit of Measure	2024 Fee	2025 Fee	\$ Change	% Change
Section G - Municipal Governance & Civic Engagement					
G1 - Governmental Services					
Vital Statistics					
Death Registrations	each		\$20.00	\$20.00	100%
Marriage Licence	each	\$156.00	\$160.00	\$4.00	3%
Marriage Licence - Non-resident	each	\$200.00	\$200.00	\$0.00	0%
Civil Marriages	each	\$375.00	REPLACED	(\$375.00)	-100%
Civil Marriages - During Office Hours	each	\$275.00	\$300.00	\$25.00	9%
Civil Marriage - Rehearsal Fee	each		\$75.00	\$75.00	100%
Provincial Services					
Bingo Licence	each	3% of Gross Prize	3% of Gross Prize	\$0.00	0%
Raffle Licence	each	3% of Gross Prize	3% of Gross Prize	\$0.00	0%
"Break Open" Tickets	each	3% of Gross Prize	3% of Gross Prize	\$0.00	0%
Designation of Event as Municipally Significant - Special Occasion Permit - AGCO	each		\$100.00	\$100.00	100%
Municipal Information Form - Liquor Licenses - AGCO	each		\$25.00	\$25.00	100%
Public Commissioner					
Administer Oaths and Affidavits	each	\$25.00	\$25.50	\$0.50	2%
Administer Oaths and Affidavits - Non-Resident	each	\$35.00	\$36.00	\$1.00	3%
G2 - Records					
FOI Requests	each	Fees as prescribed under M.F.I.P.P.A.	Fees as prescribed under M.F.I.P.P.A.	\$0.00	0%



2025 FEES AND SERVICE CHARGES

Service/Item	Unit of Measure	2024 Fee	2025 Fee	\$ Change Proposed	% Change Proposed
Section H - Corporate & Customer Services					
H1 - Legal & Land					
Legal Costs Re: Preparation of Agreements (unless otherwise established)	each	\$600.00	REPLACED		
Legal Costs Re:Preparation of Agreements or Documents outside of applications - Deposit (unless otherwise established)	each		\$600	\$600.00	100%
Legal Costs Re:Preparation of Agreements or Documents outside of applications (unless otherwise established)	each		Full cost recovery		
H2 - Corporate Finance					
Cash & Investment Management - Fees on payments					
N.S.F. Cheques	each	\$47.00	\$48.00	\$1.00	2%
Taxation					
Tax Certificate	each	\$88.50	\$90.00	\$1.50	2%
Convenience Fee - Property Taxes paid by Credit Card	per transaction	2.0%	2.5%	0.5%	25%
Proof of Taxes Paid in Current Year	each	\$5.50	\$5.75	\$0.25	5%



2025 FEES AND SERVICE CHARGES

Service/Item	Unit of Measure	2024 Fee	2025 Fee	\$ Change	% Change
Section I - Miscellaneous Charges Used By All Services (except Services delivered by the Library)					
Document Copies					
Black/White Photocopies	per page	\$0.25	\$0.50	\$0.25	100%
Color Photocopies	per page	\$0.50	\$1.00	\$0.50	100%
11 x 17 Colored	each	\$10.00	\$10.50	\$0.50	5%
24 x 36 B&W	each	\$30.00	\$31.00	\$1.00	3%
24 x 36 Colored	each	\$90.00	\$92.00	\$2.00	2%
Scanning and Conversion of paper documents to electronic format	per page	\$5.70	\$5.70	\$0.00	100%
Outsourced provider			Full cost recovery		