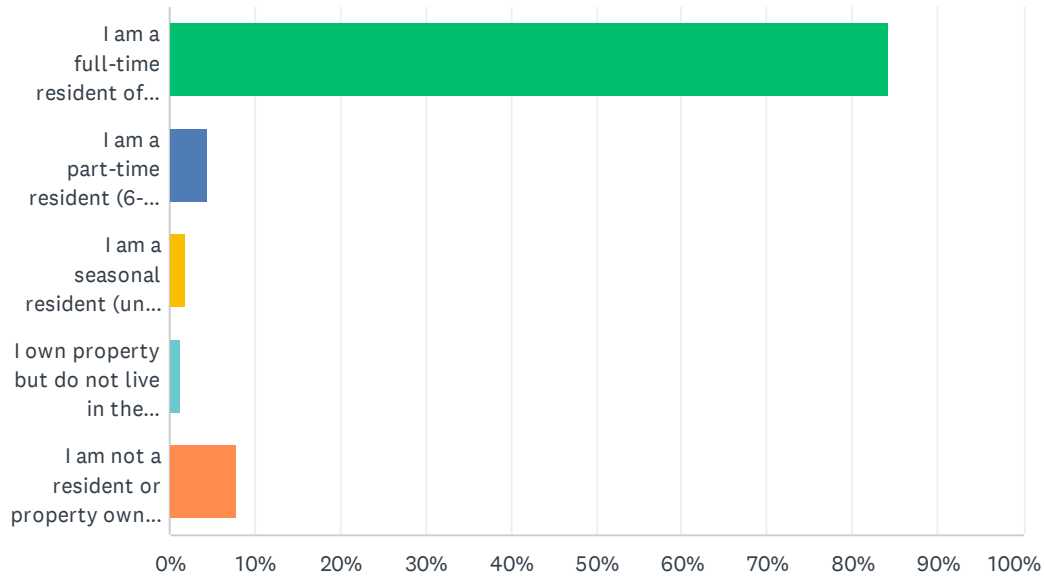


## Q1 What best describes you?

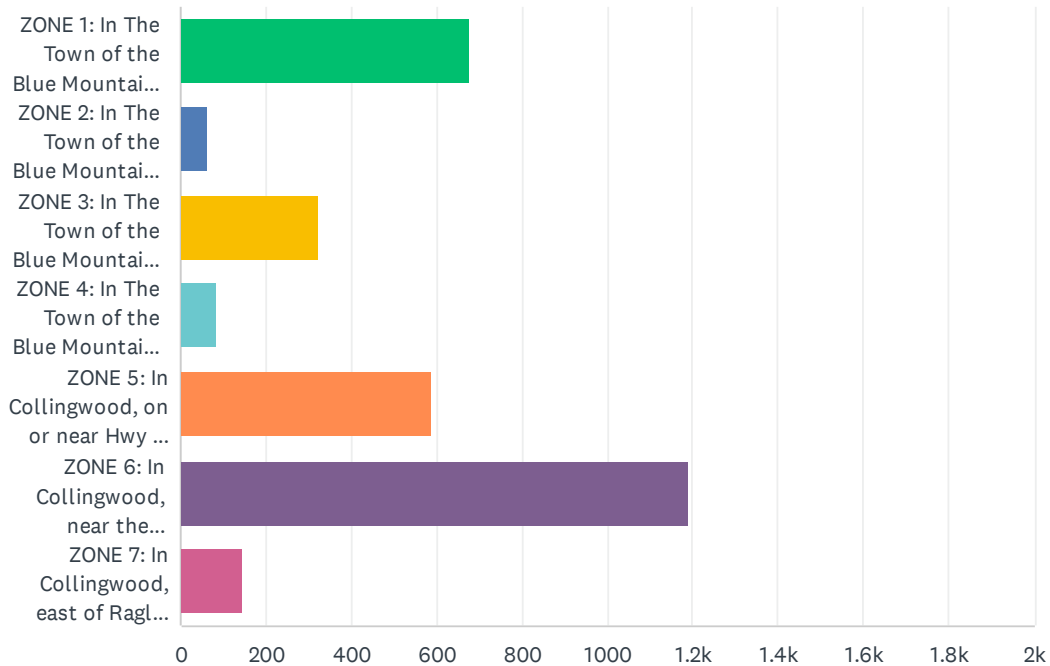
Answered: 3,370 Skipped: 0



ANSWER CHOICES	RESPONSES	
I am a full-time resident of Collingwood or The Blue Mountains	84.21%	2,838
I am a part-time resident (6-11 months of the year) of Collingwood or The Blue Mountains	4.57%	154
I am a seasonal resident (under 6 months of the year) of Collingwood or The Blue Mountains	1.99%	67
I own property but do not live in the Collingwood or The Blue Mountains communities	1.34%	45
I am not a resident or property owner in Collingwood or The Blue Mountains, and I live in another community (please identify)	7.89%	266
TOTAL		3,370

## Q2 Where do you live or own property?

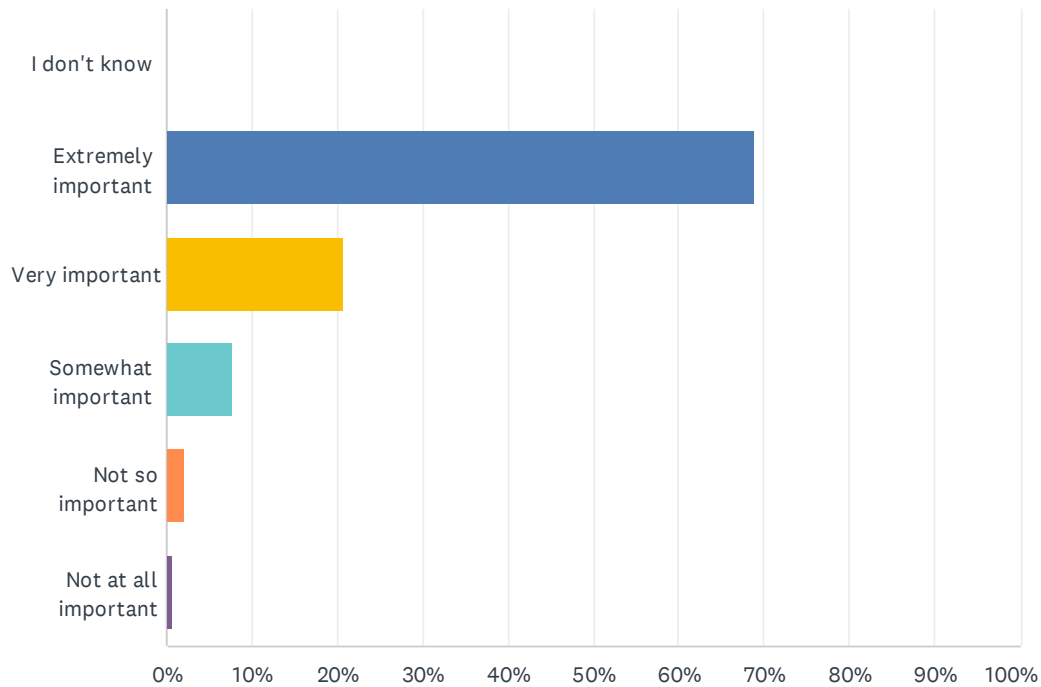
Answered: 3,069 Skipped: 301



ANSWER CHOICES	RESPONSES	
ZONE 1: In The Town of the Blue Mountains, north of Grey Road 119, west of Camperdown Road/6th Line	22.03%	676
ZONE 2: In The Town of the Blue Mountains, south of Grey Road 119, west of Camperdown Road/6th Line	2.02%	62
ZONE 3: In The Town of the Blue Mountains, north of Grey Road 119, east of 6th Line	10.49%	322
ZONE 4: In The Town of the Blue Mountains, south of Grey Road 119, east of 6th Line	2.74%	84
ZONE 5: In Collingwood, on or near Hwy 26 West or Mountain Road, west of High street, and north of Sixth Street	19.22%	590
ZONE 6: In Collingwood, near the Downtown Heritage District, the hospital or the high schools; north of Poplar Sideroad, East of High Street and West of Raglan Street	38.77%	1,190
ZONE 7: In Collingwood, east of Raglan Street, on or near Beachwood Road within Collingwood, or Highway 26 East	4.72%	145
TOTAL		3,069

### Q3 How important are recreational facilities to you?

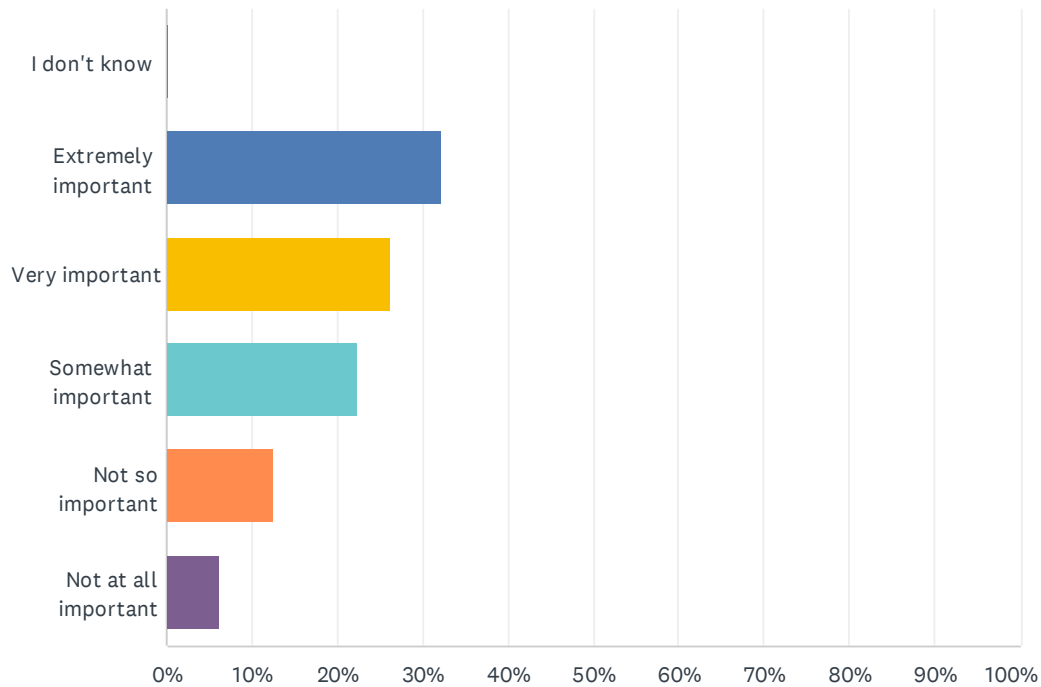
Answered: 3,028 Skipped: 342



ANSWER CHOICES	RESPONSES	
I don't know	0.10%	3
Extremely important	68.92%	2,087
Very important	20.67%	626
Somewhat important	7.69%	233
Not so important	2.05%	62
Not at all important	0.56%	17
TOTAL		3,028

## Q4 How important are library facilities to you?

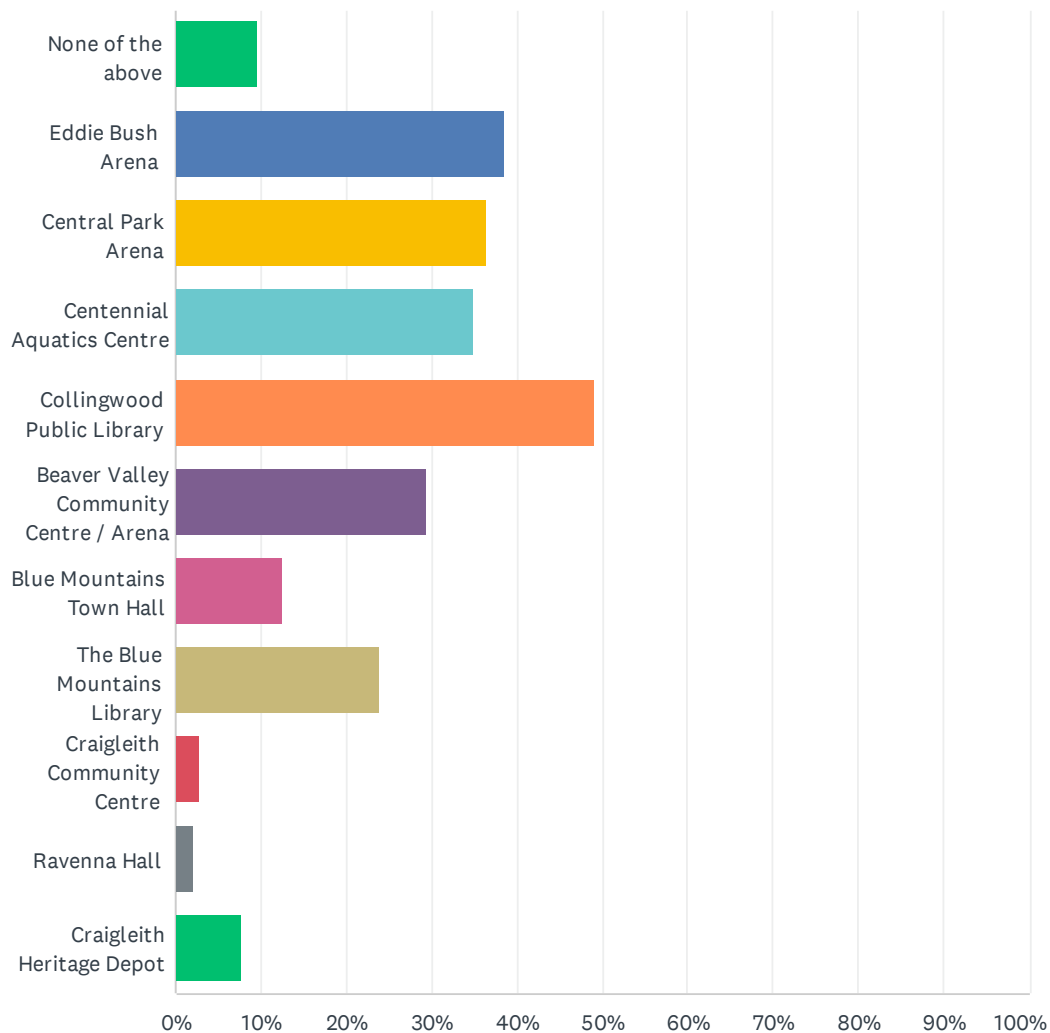
Answered: 3,028 Skipped: 342



ANSWER CHOICES	RESPONSES	
I don't know	0.20%	6
Extremely important	32.23%	976
Very important	26.22%	794
Somewhat important	22.49%	681
Not so important	12.58%	381
Not at all important	6.27%	190
TOTAL		3,028

# Q5 In the last six (6) months, what recreational and library facilities have you and/or your immediate family used? Check all that apply.

Answered: 3,028 Skipped: 342

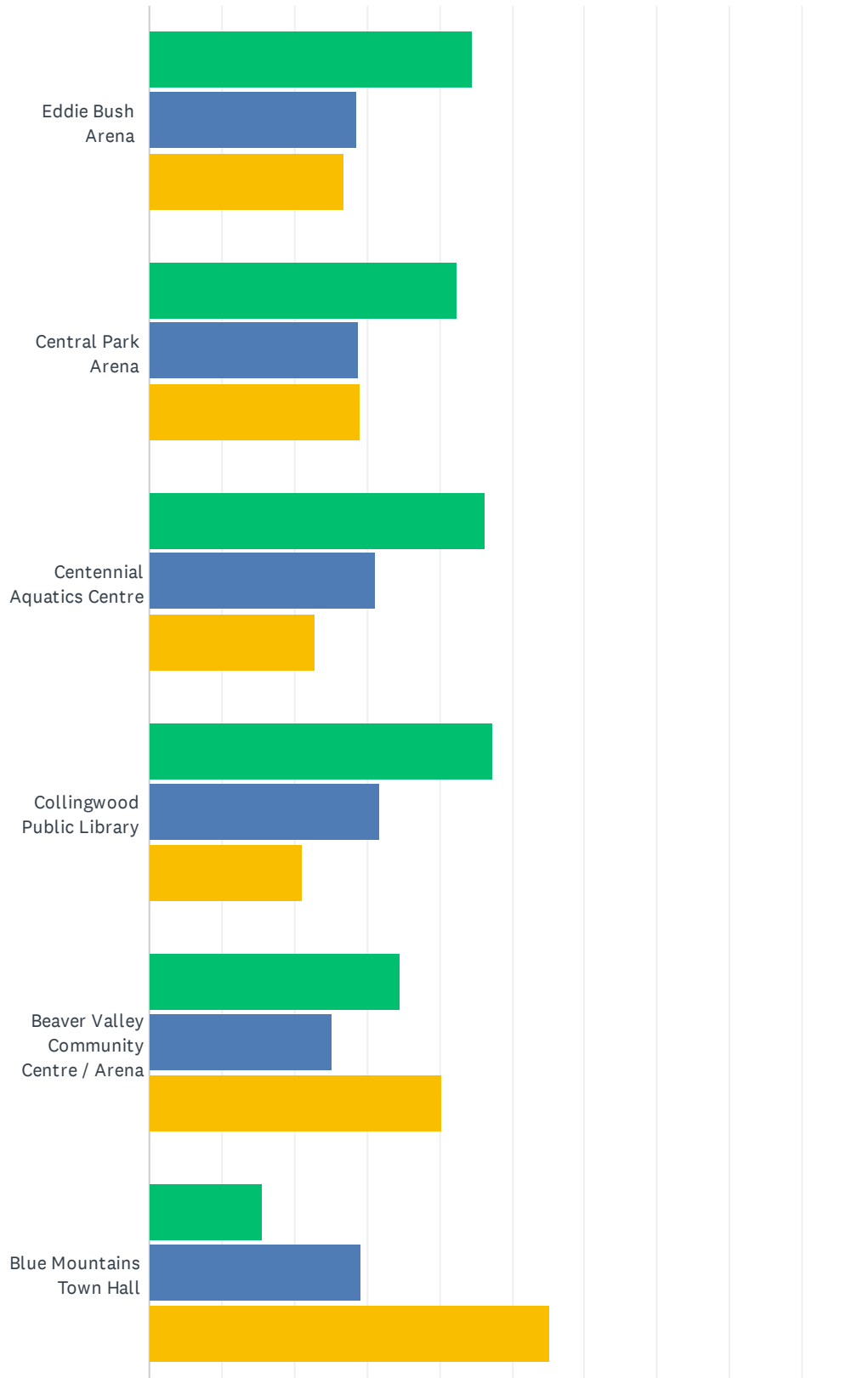


## Joint Multi-Use Recreation Feasibility Assessment

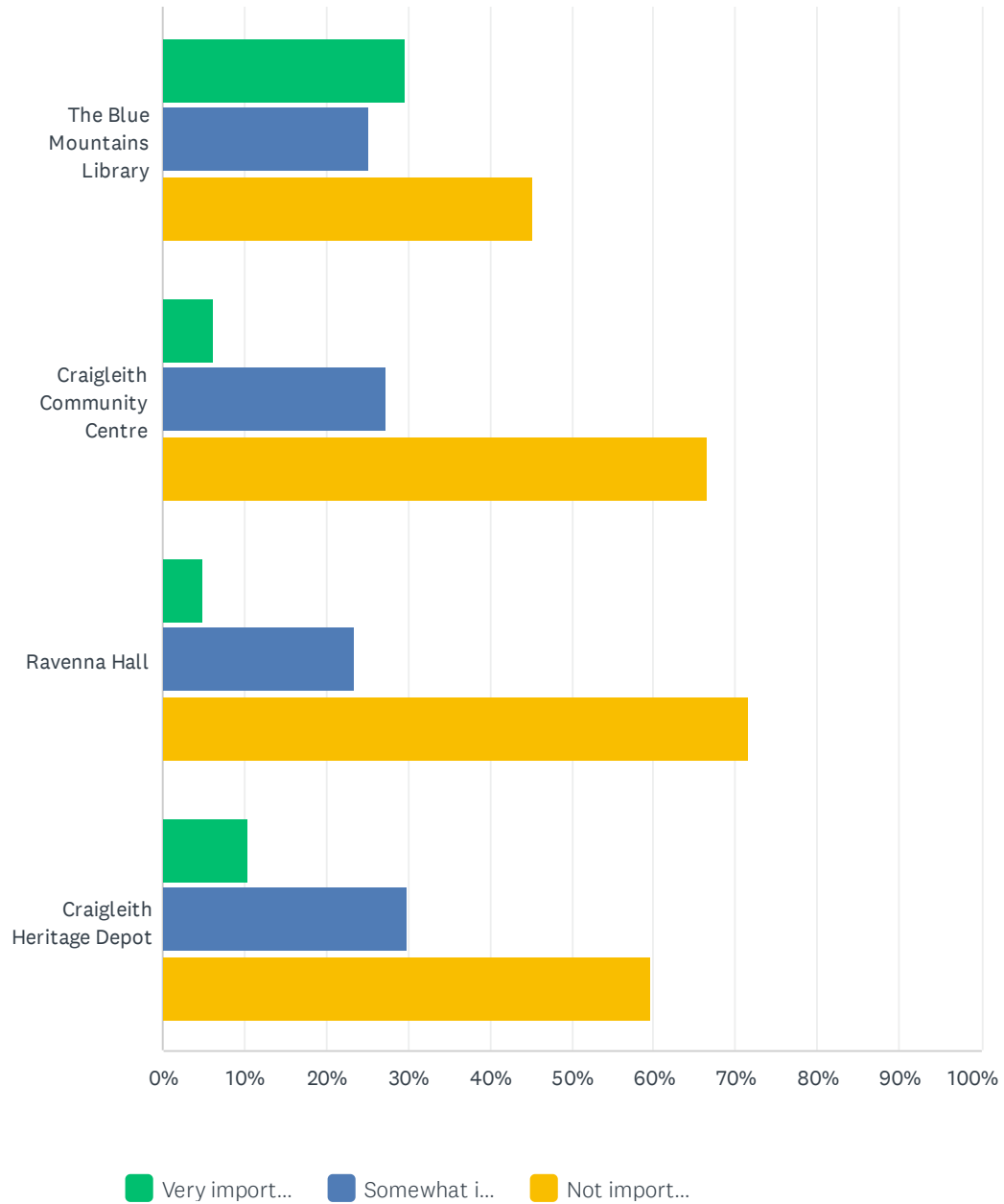
ANSWER CHOICES	RESPONSES	
None of the above	9.61%	291
Eddie Bush Arena	38.51%	1,166
Central Park Arena	36.53%	1,106
Centennial Aquatics Centre	34.94%	1,058
Collingwood Public Library	48.94%	1,482
Beaver Valley Community Centre / Arena	29.52%	894
Blue Mountains Town Hall	12.58%	381
The Blue Mountains Library	23.91%	724
Craigleith Community Centre	2.68%	81
Ravenna Hall	2.18%	66
Craigleith Heritage Depot	7.63%	231
Total Respondents: 3,028		

## Q6 How important are these current facilities to you and/or your immediate family?

Answered: 3,028 Skipped: 342



## Joint Multi-Use Recreation Feasibility Assessment



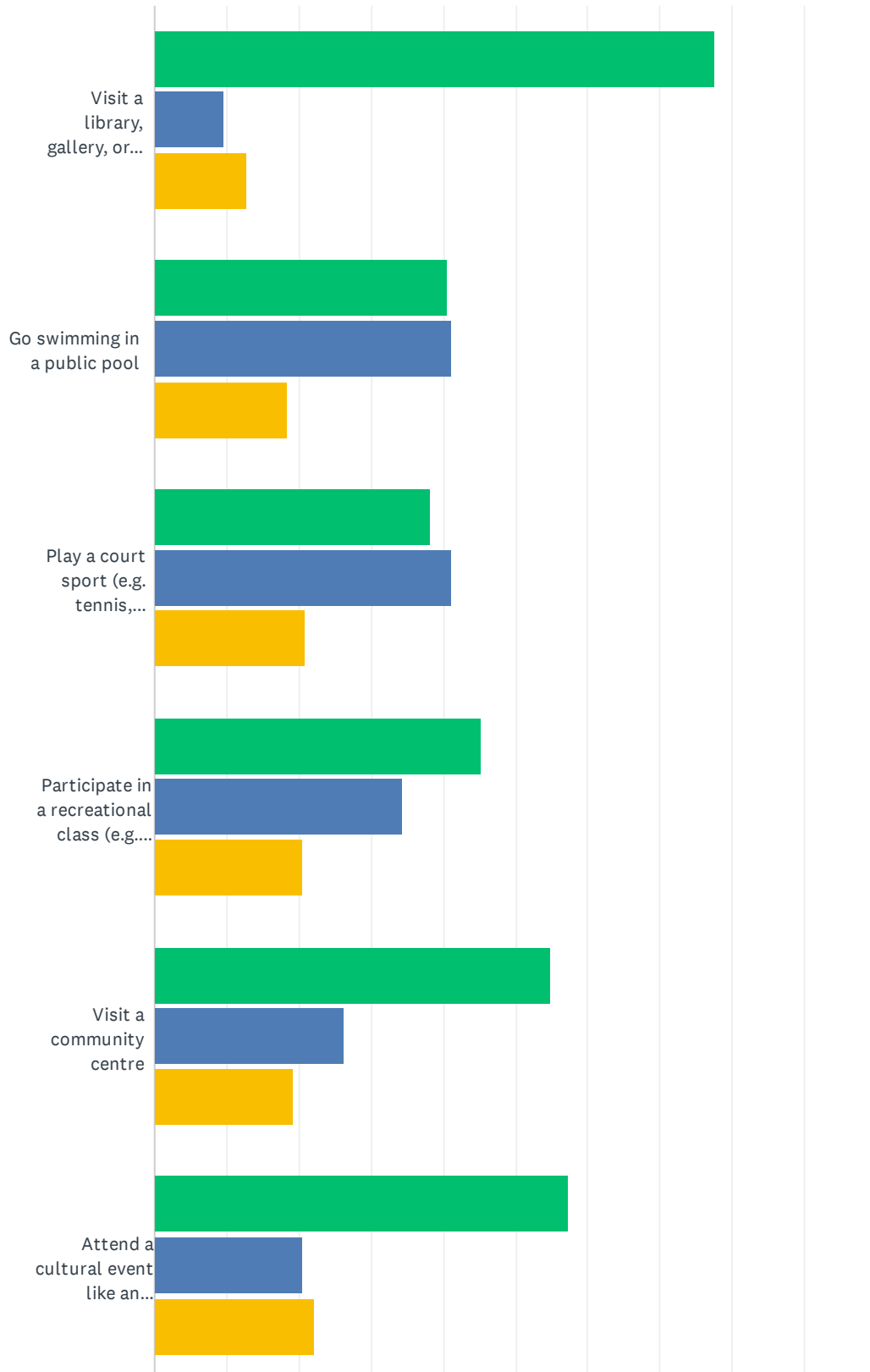


# Joint Multi-Use Recreation Feasibility Assessment

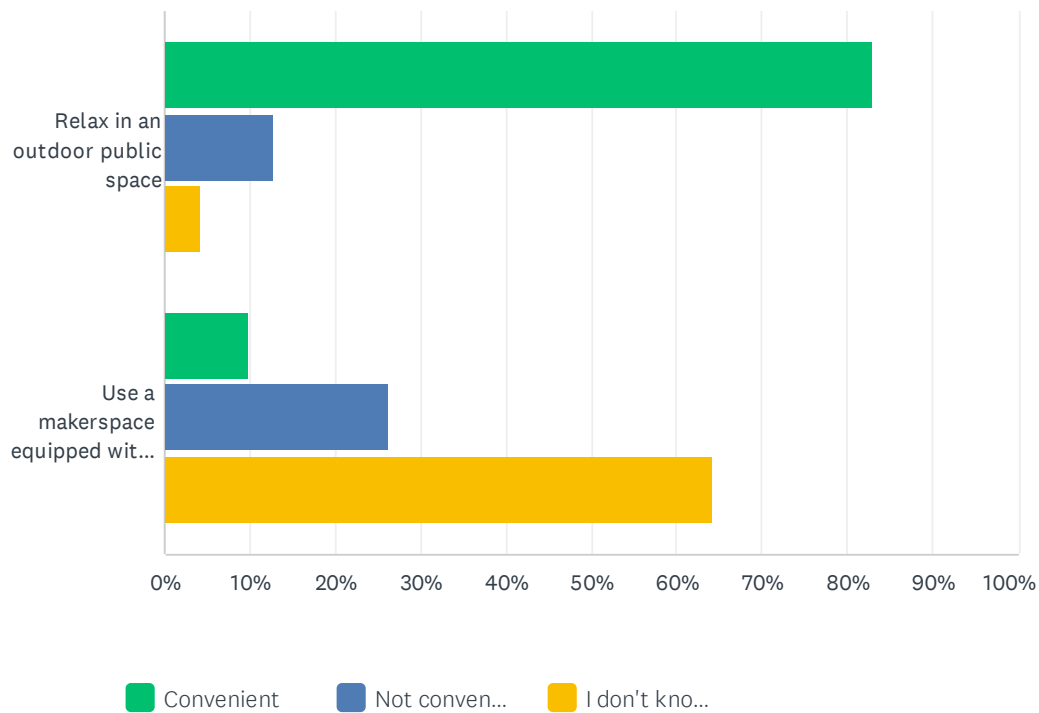
	VERY IMPORTANT	SOMEWHAT IMPORTANT	NOT IMPORTANT	TOTAL	WEIGHTED AVERAGE
Eddie Bush Arena	44.56% 1,163	28.62% 747	26.82% 700	2,610	1.82
Central Park Arena	42.37% 1,102	28.68% 746	28.95% 753	2,601	1.87
Centennial Aquatics Centre	46.17% 1,225	31.06% 824	22.77% 604	2,653	1.77
Collingwood Public Library	47.23% 1,305	31.70% 876	21.06% 582	2,763	1.74
Beaver Valley Community Centre / Arena	34.54% 890	25.07% 646	40.40% 1,041	2,577	2.06
Blue Mountains Town Hall	15.60% 382	29.17% 714	55.23% 1,352	2,448	2.40
The Blue Mountains Library	29.68% 762	25.20% 647	45.11% 1,158	2,567	2.15
Craigleith Community Centre	6.24% 147	27.33% 644	66.43% 1,565	2,356	2.60
Ravenna Hall	4.95% 116	23.43% 549	71.62% 1,678	2,343	2.67
Craigleith Heritage Depot	10.40% 250	29.94% 720	59.67% 1,435	2,405	2.49

## Q7 If you wanted to do the following activities on a typical weekend, can you access them easily and conveniently?

Answered: 3,028 Skipped: 342



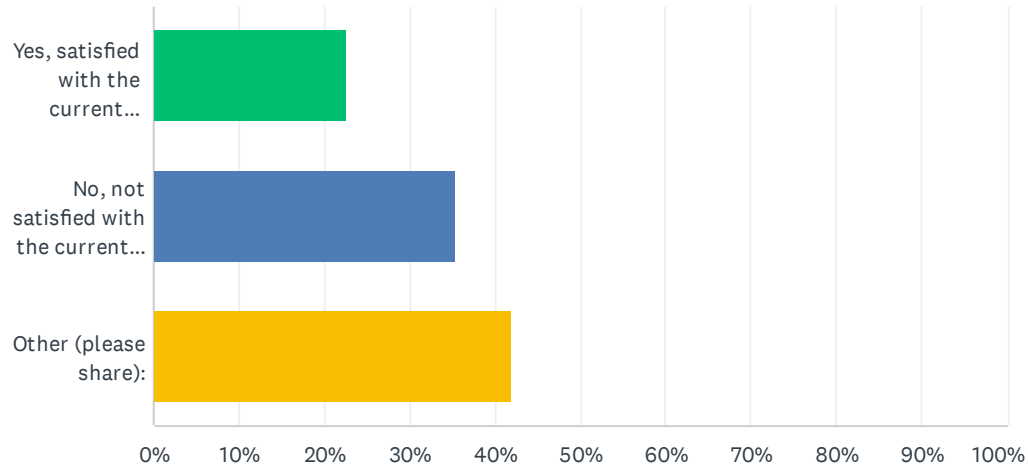
## Joint Multi-Use Recreation Feasibility Assessment



	CONVENIENT	NOT CONVENIENT	I DON'T KNOW / NOT INTERESTED	TOTAL	WEIGHTED AVERAGE
Visit a library, gallery, or museum	77.61% 2,295	9.67% 286	12.72% 376	2,957	1.35
Go swimming in a public pool	40.56% 1,201	41.17% 1,219	18.27% 541	2,961	1.78
Play a court sport (e.g. tennis, pickleball)	38.09% 1,130	41.09% 1,219	20.83% 618	2,967	1.83
Participate in a recreational class (e.g. yoga, dance)	45.13% 1,325	34.37% 1,009	20.50% 602	2,936	1.75
Visit a community centre	54.76% 1,583	26.15% 756	19.09% 552	2,891	1.64
Attend a cultural event like an historical tour, cultural ceremony, movie screening, art crawl, or game night	57.34% 1,684	20.53% 603	22.13% 650	2,937	1.65
Relax in an outdoor public space	82.96% 2,453	12.82% 379	4.23% 125	2,957	1.21
Use a makerspace equipped with tools for creative projects like a 3D printer or photo or video editing software	9.71% 282	26.18% 760	64.11% 1,861	2,903	2.54

## Q8 Are the current recreational offerings in your community meeting you and/or your family's needs? Why or why not?

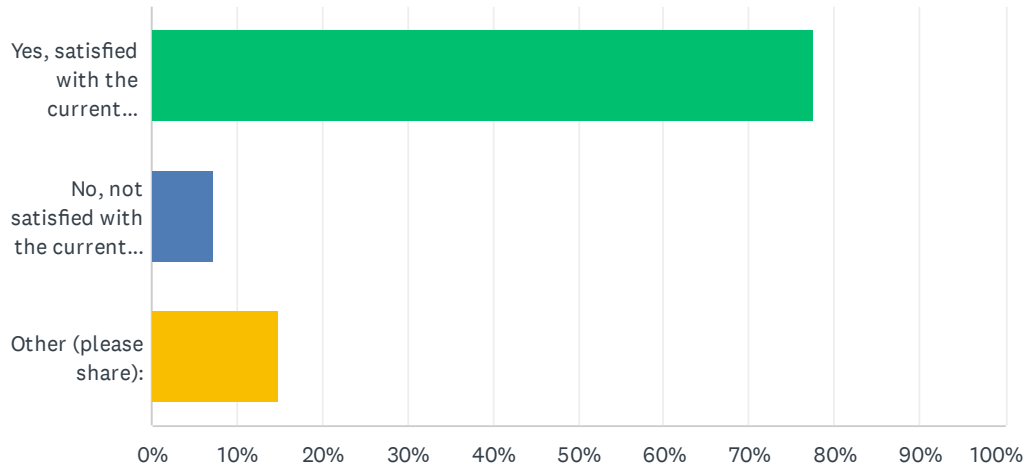
Answered: 3,028 Skipped: 342



ANSWER CHOICES	RESPONSES	
Yes, satisfied with the current offerings	22.66%	686
No, not satisfied with the current options	35.34%	1,070
Other (please share):	42.01%	1,272
TOTAL		3,028

## Q9 Are the current library offerings in your community meeting you and/or your family's needs? Why or why not?

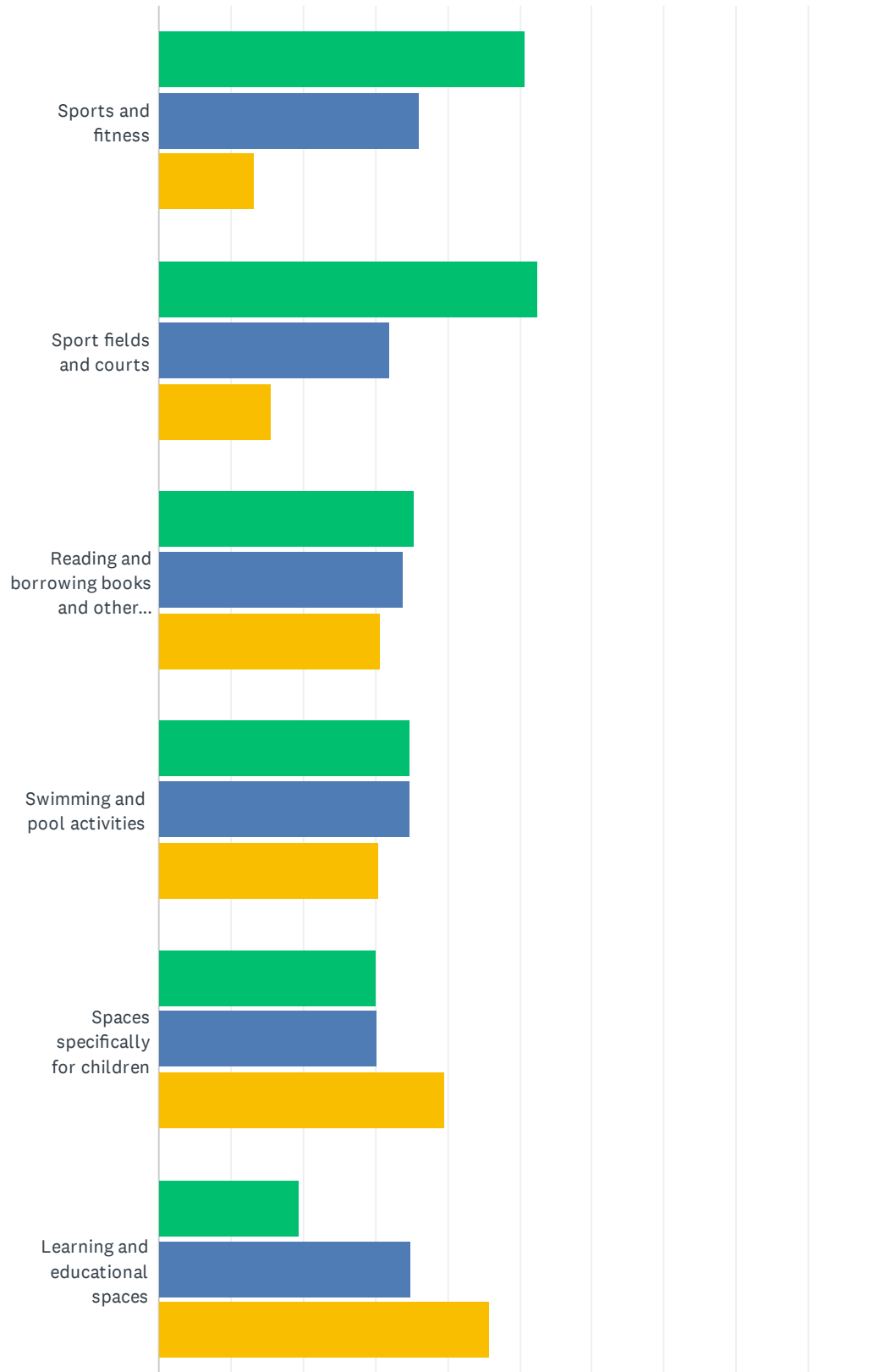
Answered: 3,028 Skipped: 342



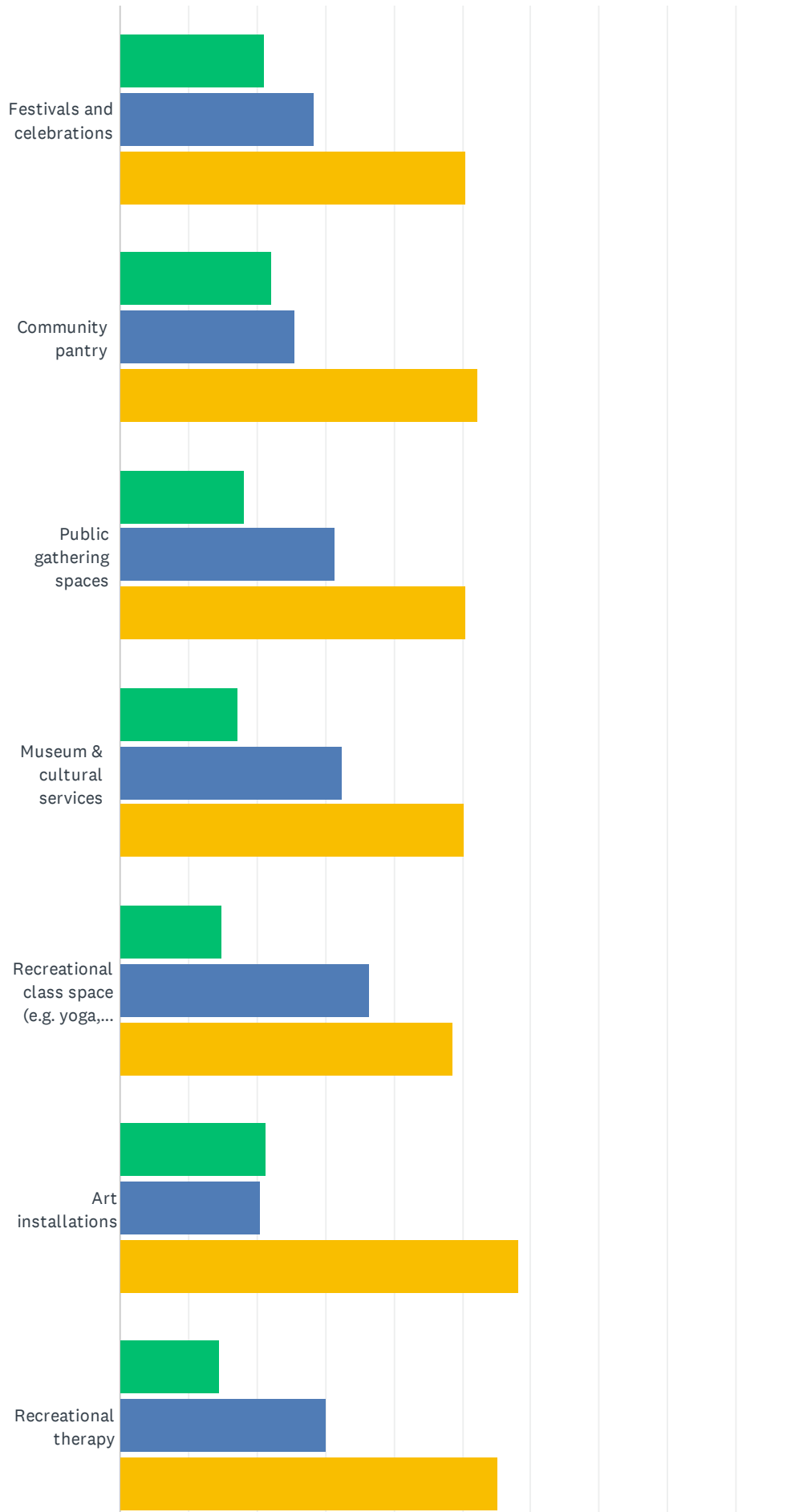
ANSWER CHOICES	RESPONSES	
Yes, satisfied with the current offerings	77.68%	2,352
No, not satisfied with the current options	7.30%	221
Other (please share):	15.03%	455
TOTAL		3,028

## Q10 What uses would you most like to see in future recreational and library spaces?

Answered: 2,876 Skipped: 494



## Joint Multi-Use Recreation Feasibility Assessment



## Joint Multi-Use Recreation Feasibility Assessment



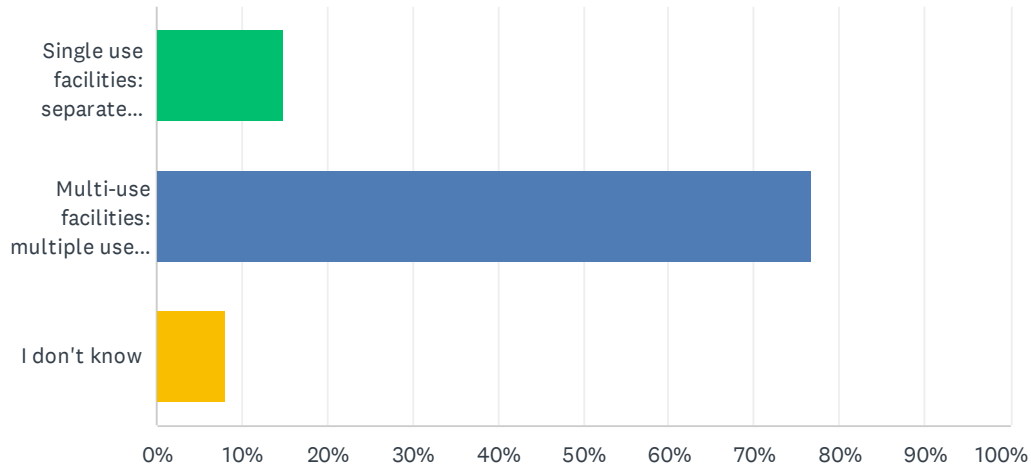
■ #1 Most Im... 
 ■ #2 Second ... 
 ■ #3 Third M...

	#1 MOST IMPORTANT	#2 SECOND MOST IMPORTANT	#3 THIRD MOST IMPORTANT	TOTAL	WEIGHTED AVERAGE
Sports and fitness	50.84% 880	36.05% 624	13.11% 227	1,731	1.62
Sport fields and courts	52.38% 715	32.01% 437	15.60% 213	1,365	1.63
Reading and borrowing books and other materials	35.35% 158	34.00% 152	30.65% 137	447	1.95
Swimming and pool activities	34.81% 455	34.66% 453	30.53% 399	1,307	1.96
Spaces specifically for children	30.08% 117	30.33% 118	39.59% 154	389	2.10
Learning and educational spaces	19.31% 62	34.89% 112	45.79% 147	321	2.26
Festivals and celebrations	21.20% 134	28.32% 179	50.47% 319	632	2.29
Community pantry	22.22% 54	25.51% 62	52.26% 127	243	2.30
Public gathering spaces	18.09% 68	31.38% 118	50.53% 190	376	2.32
Museum & cultural services	17.37% 37	32.39% 69	50.23% 107	213	2.33
Recreational class space (e.g. yoga, dance)	15.02% 120	36.42% 291	48.56% 388	799	2.34
Art installations	21.26% 27	20.47% 26	58.27% 74	127	2.37
Recreational therapy	14.60% 33	30.09% 68	55.31% 125	226	2.41



## Q11 If a new community space were built, what type of facility would you prefer to see?

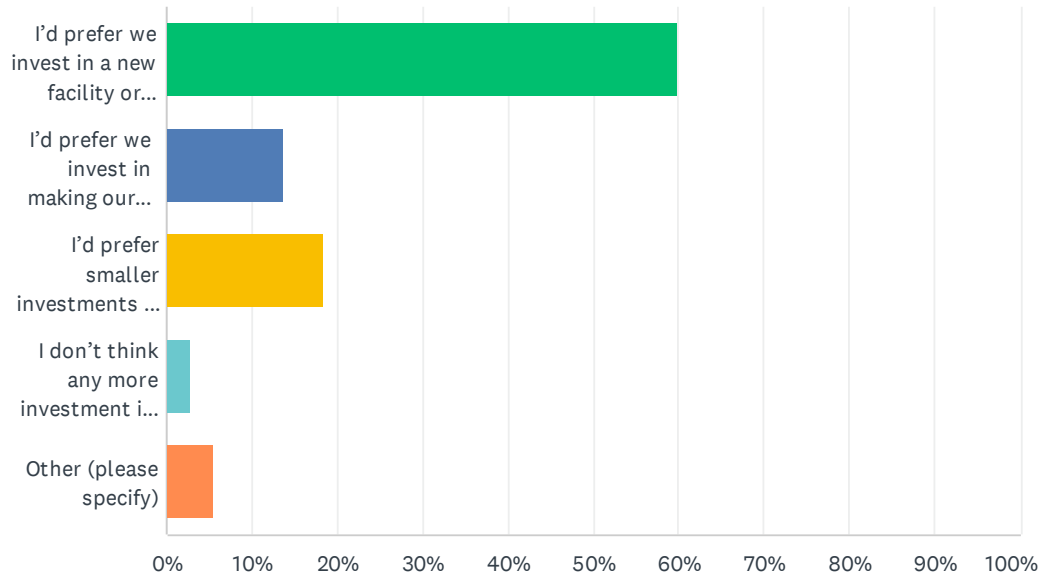
Answered: 2,876 Skipped: 494



ANSWER CHOICES	RESPONSES	
Single use facilities: separate community centre, pool facility, library, etc. in their own unique spaces	14.95%	430
Multi-use facilities: multiple uses like community centre, pool, library, etc. all in one larger space	76.84%	2,210
I don't know	8.21%	236
TOTAL		2,876

## Q12 Which approach do you think makes the most sense in your community?

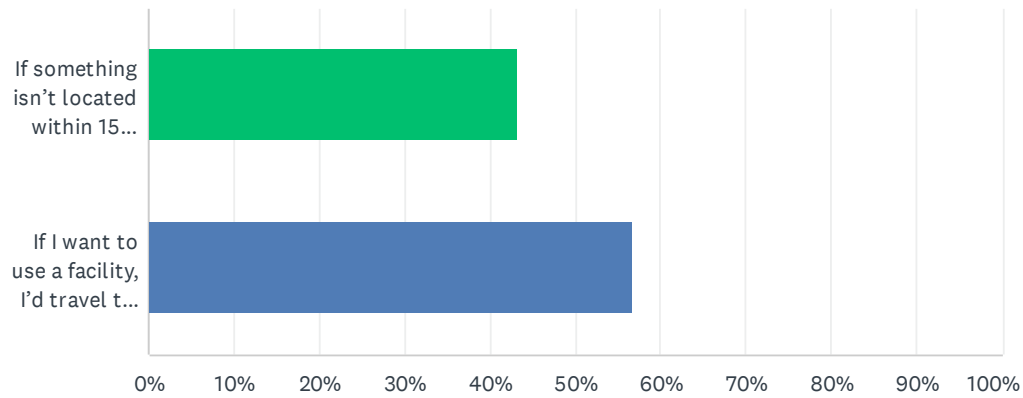
Answered: 2,876 Skipped: 494



ANSWER CHOICES	RESPONSES	
I'd prefer we invest in a new facility or facilities	59.84%	1,721
I'd prefer we invest in making our current facilities better	13.70%	394
I'd prefer smaller investments in both new and current facilities	18.29%	526
I don't think any more investment is needed in recreation or library facilities	2.68%	77
Other (please specify)	5.49%	158
TOTAL		2,876

## Q13 Which best describes you?

Answered: 2,876 Skipped: 494



ANSWER CHOICES	RESPONSES	
If something isn't located within 15 minutes from me, I probably won't use it	43.25%	1,244
If I want to use a facility, I'd travel to it even if it took me 15 minutes or more	56.75%	1,632
TOTAL		2,876

**Q14 If you had a magic wand and could create a new recreational space or facility in your community, what would it offer?**

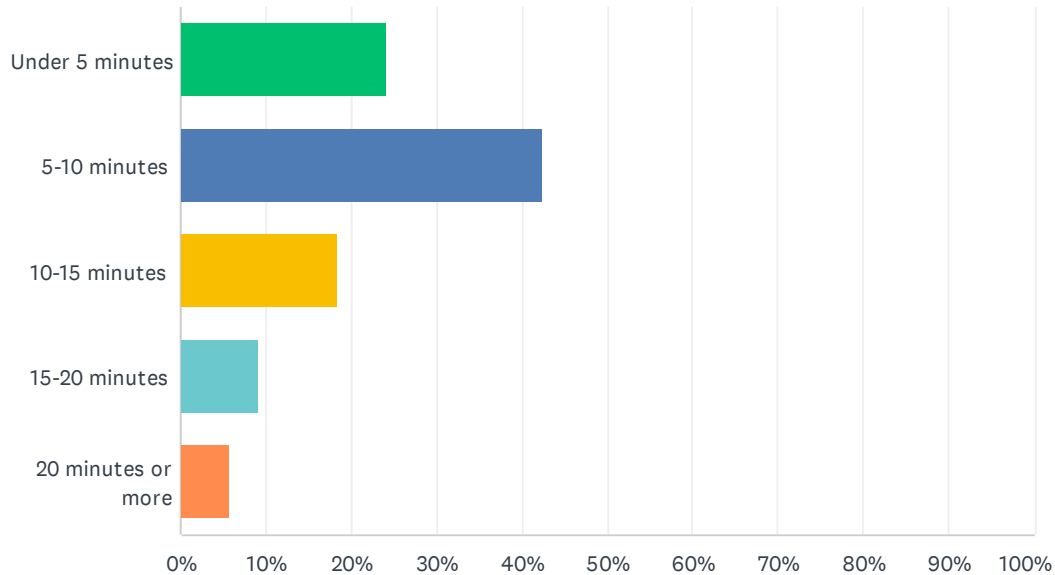
Answered: 2,323   Skipped: 1,047

## Q15 Is there anything else you'd like to tell us, related to future recreational and library spaces?

Answered: 948   Skipped: 2,422

## Q16 How long do you currently have to travel to access a library or recreational space?

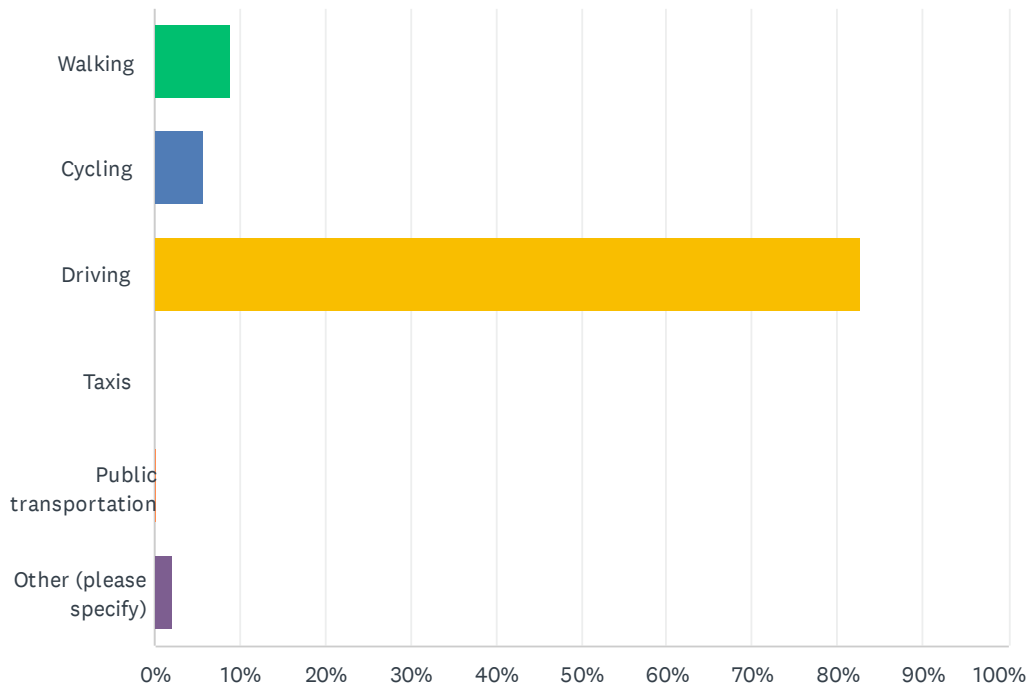
Answered: 2,868 Skipped: 502



ANSWER CHOICES	RESPONSES	
Under 5 minutes	24.20%	694
5-10 minutes	42.40%	1,216
10-15 minutes	18.38%	527
15-20 minutes	9.17%	263
20 minutes or more	5.86%	168
TOTAL		2,868

## Q17 What is your primary means of getting around your community?

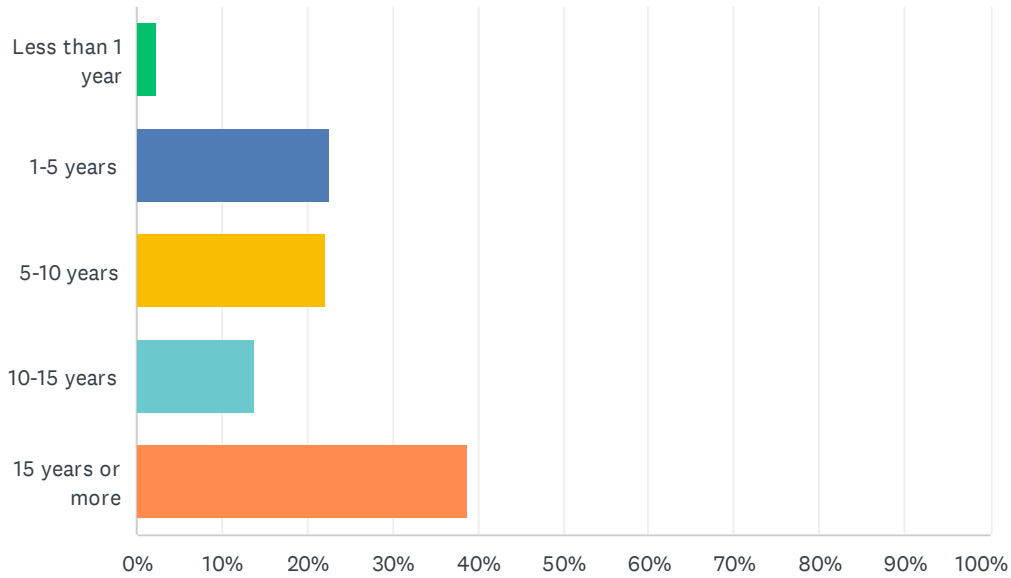
Answered: 2,868 Skipped: 502



ANSWER CHOICES	RESPONSES	
Walking	9.00%	258
Cycling	5.82%	167
Driving	82.81%	2,375
Taxis	0.03%	1
Public transportation	0.17%	5
Other (please specify)	2.16%	62
<b>TOTAL</b>		<b>2,868</b>

## Q18 How long have you lived in your community?

Answered: 2,868 Skipped: 502

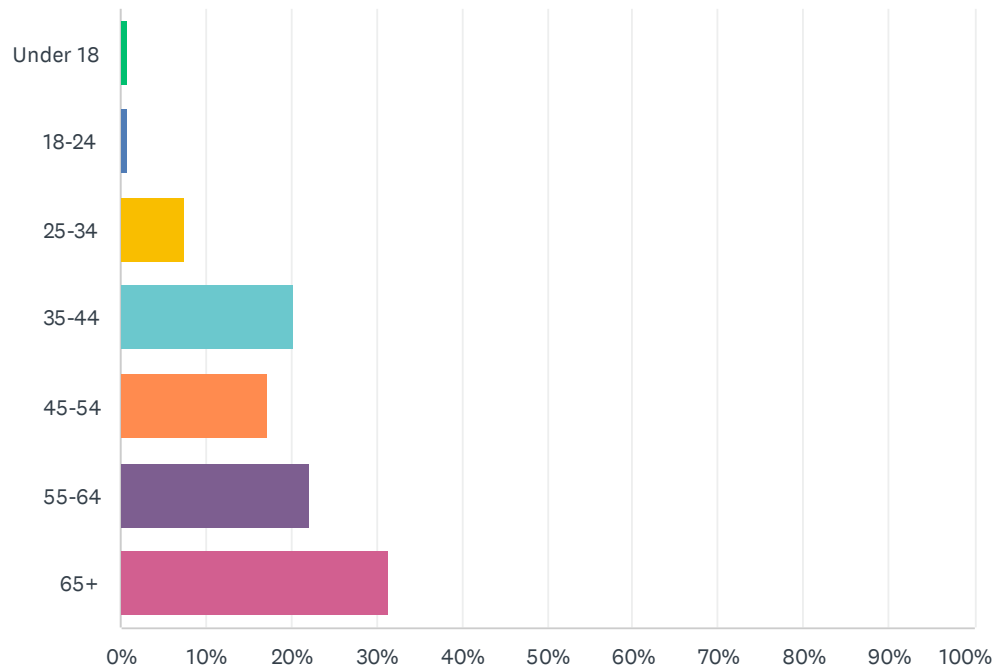


ANSWER CHOICES	RESPONSES	
Less than 1 year	2.41%	69
1-5 years	22.59%	648
5-10 years	22.18%	636
10-15 years	13.91%	399
15 years or more	38.91%	1,116
TOTAL		2,868



## Q19 What is your age?

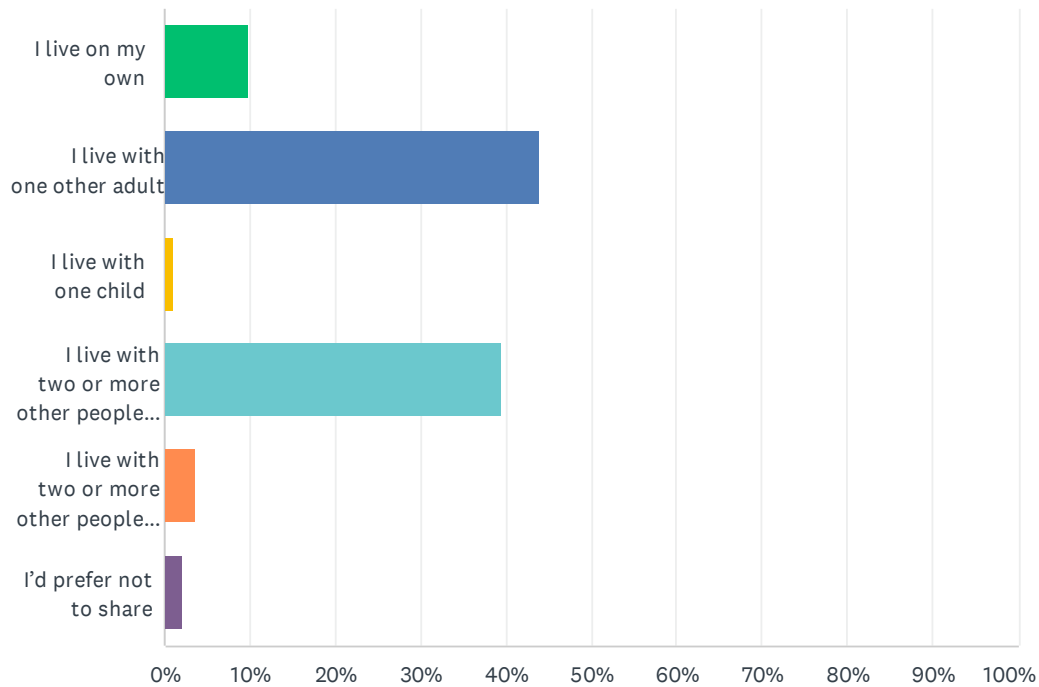
Answered: 2,868 Skipped: 502



ANSWER CHOICES	RESPONSES	
Under 18	0.87%	25
18-24	0.77%	22
25-34	7.36%	211
35-44	20.26%	581
45-54	17.36%	498
55-64	22.07%	633
65+	31.31%	898
TOTAL		2,868

## Q20 Which best describes your household?

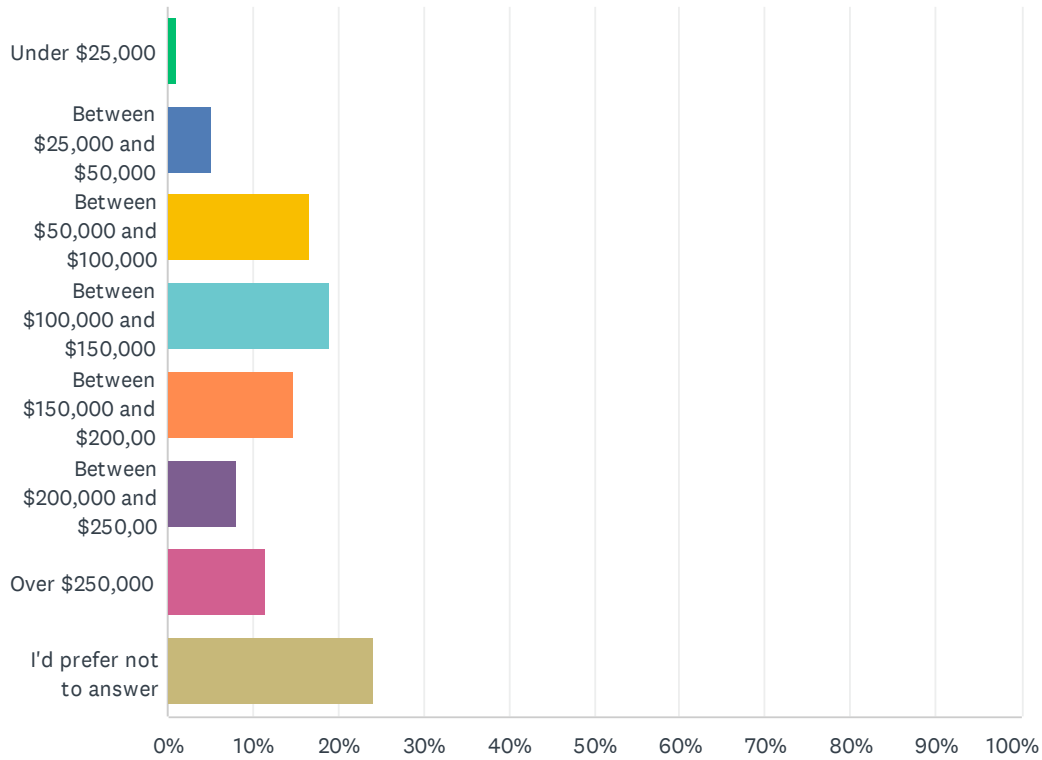
Answered: 2,868 Skipped: 502



ANSWER CHOICES	RESPONSES	
I live on my own	9.90%	284
I live with one other adult	43.86%	1,258
I live with one child	1.08%	31
I live with two or more other people, including children	39.37%	1,129
I live with two or more other people, not including children	3.56%	102
I'd prefer not to share	2.23%	64
TOTAL		2,868

## Q21 What is your annual household income?

Answered: 2,868 Skipped: 502



ANSWER CHOICES	RESPONSES	
Under \$25,000	1.01%	29
Between \$25,000 and \$50,000	5.20%	149
Between \$50,000 and \$100,000	16.63%	477
Between \$100,000 and \$150,000	18.93%	543
Between \$150,000 and \$200,000	14.64%	420
Between \$200,000 and \$250,000	8.02%	230
Over \$250,000	11.51%	330
I'd prefer not to answer	24.06%	690
TOTAL		2,868