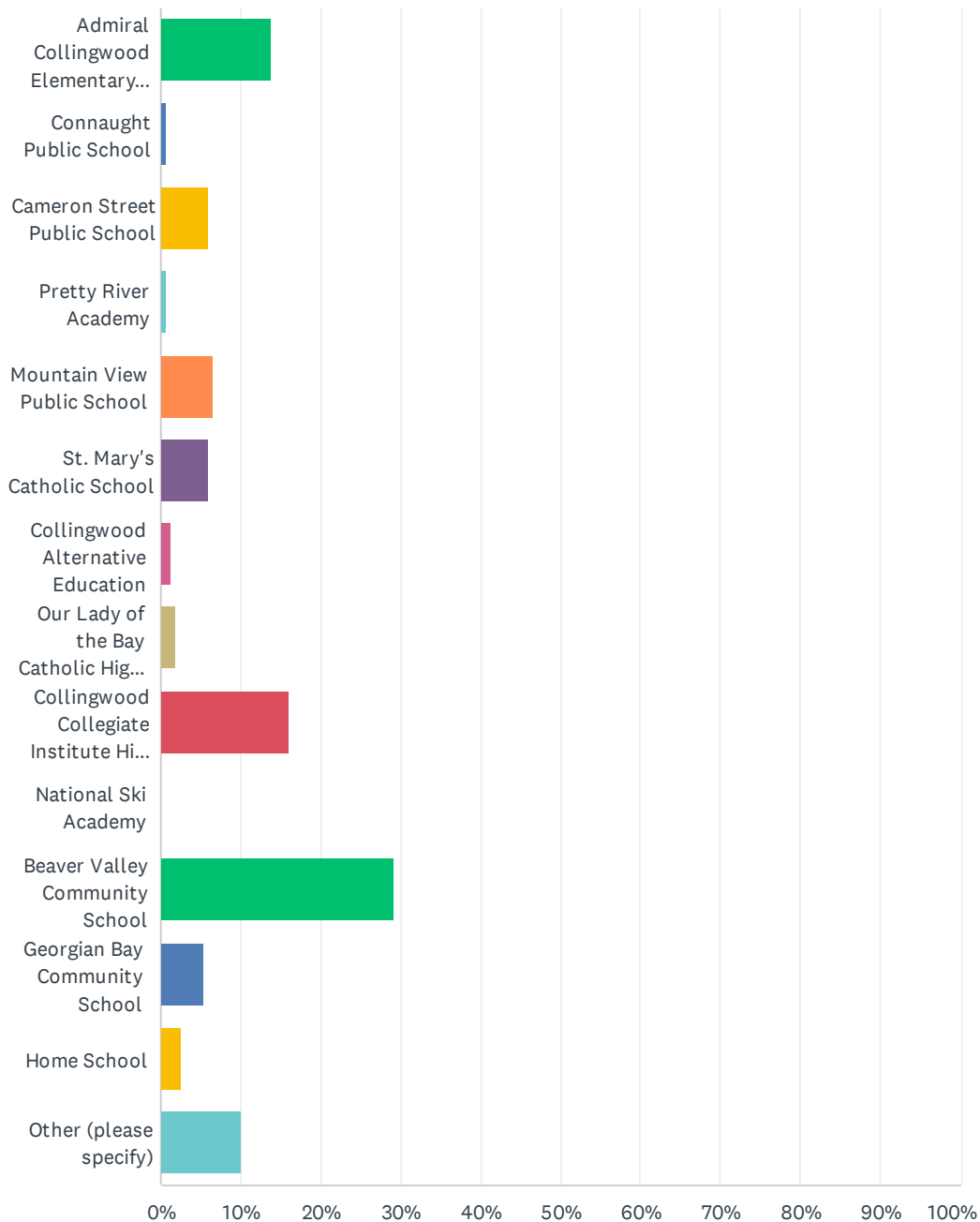


Q1 Where do you go to school?

Answered: 151 Skipped: 0

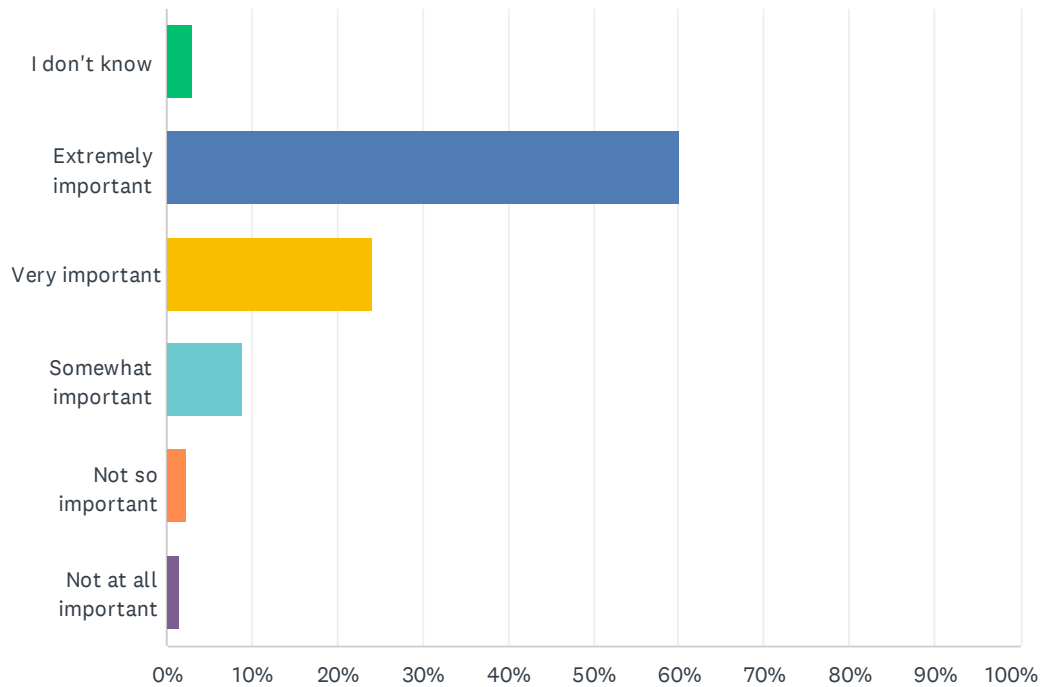


Joint Multi-Use Recreation Feasibility Assessment - Youth Survey

ANSWER CHOICES	RESPONSES	
Admiral Collingwood Elementary School	13.91%	21
Connaught Public School	0.66%	1
Cameron Street Public School	5.96%	9
Pretty River Academy	0.66%	1
Mountain View Public School	6.62%	10
St. Mary's Catholic School	5.96%	9
Collingwood Alternative Education	1.32%	2
Our Lady of the Bay Catholic High School (OLB)	1.99%	3
Collingwood Collegiate Institute High School (CCI)	15.89%	24
National Ski Academy	0.00%	0
Beaver Valley Community School	29.14%	44
Georgian Bay Community School	5.30%	8
Home School	2.65%	4
Other (please specify)	9.93%	15
TOTAL		151

Q2 How important are recreational and library facilities to you?

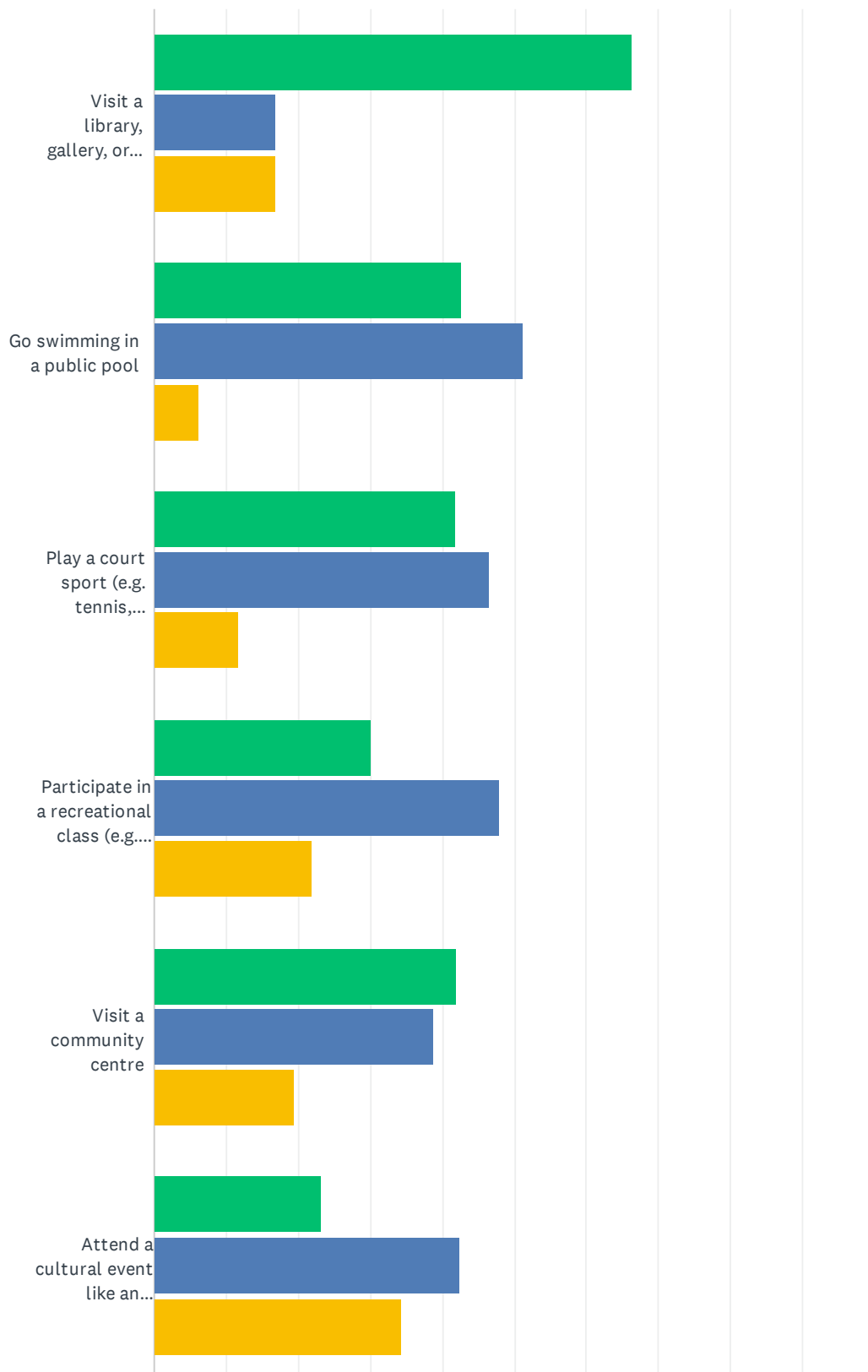
Answered: 133 Skipped: 18



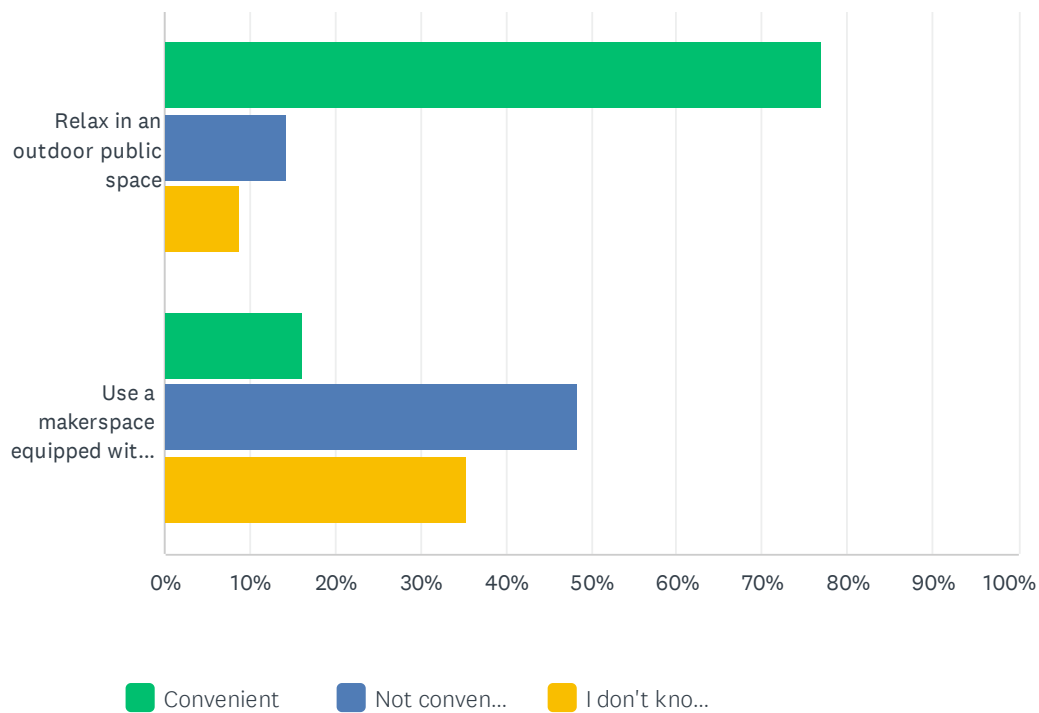
ANSWER CHOICES	RESPONSES	
I don't know	3.01%	4
Extremely important	60.15%	80
Very important	24.06%	32
Somewhat important	9.02%	12
Not so important	2.26%	3
Not at all important	1.50%	2
TOTAL		133

Q3 If you wanted to do the following activities on a typical weekend, can you access them easily and conveniently?

Answered: 133 Skipped: 18



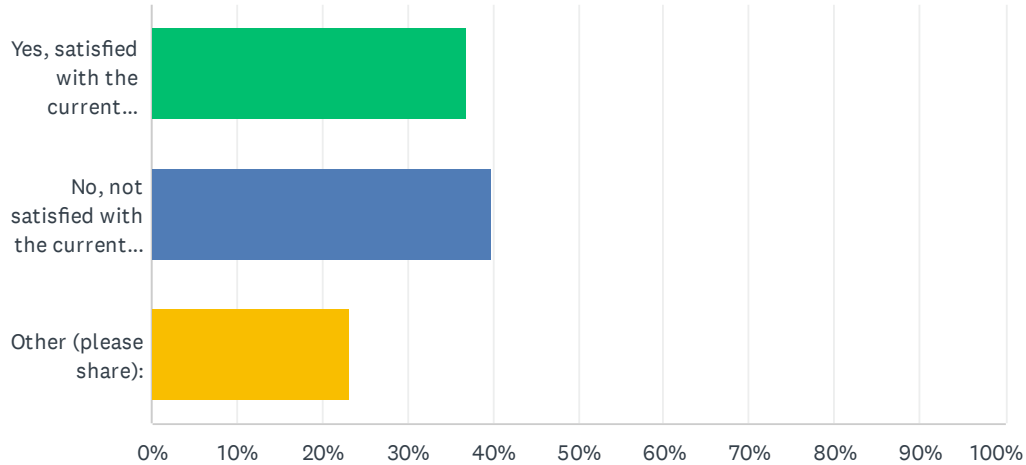
Joint Multi-Use Recreation Feasibility Assessment - Youth Survey



	CONVENIENT	NOT CONVENIENT	I DON'T KNOW / NOT INTERESTED	TOTAL	WEIGHTED AVERAGE
Visit a library, gallery, or museum	66.40% 83	16.80% 21	16.80% 21	125	1.50
Go swimming in a public pool	42.64% 55	51.16% 66	6.20% 8	129	1.64
Play a court sport (e.g. tennis, pickleball)	41.73% 53	46.46% 59	11.81% 15	127	1.70
Participate in a recreational class (e.g. yoga, dance)	30.08% 37	47.97% 59	21.95% 27	123	1.92
Visit a community centre	41.94% 52	38.71% 48	19.35% 24	124	1.77
Attend a cultural event like an historical tour, cultural ceremony, movie screening, art crawl, or game night	23.20% 29	42.40% 53	34.40% 43	125	2.11
Relax in an outdoor public space	76.98% 97	14.29% 18	8.73% 11	126	1.32
Use a makerspace equipped with tools for creative projects like a 3D printer or photo or video editing software	16.13% 20	48.39% 60	35.48% 44	124	2.19

Q4 Are the current recreational and library offerings in your community meeting your needs? Why or why not?

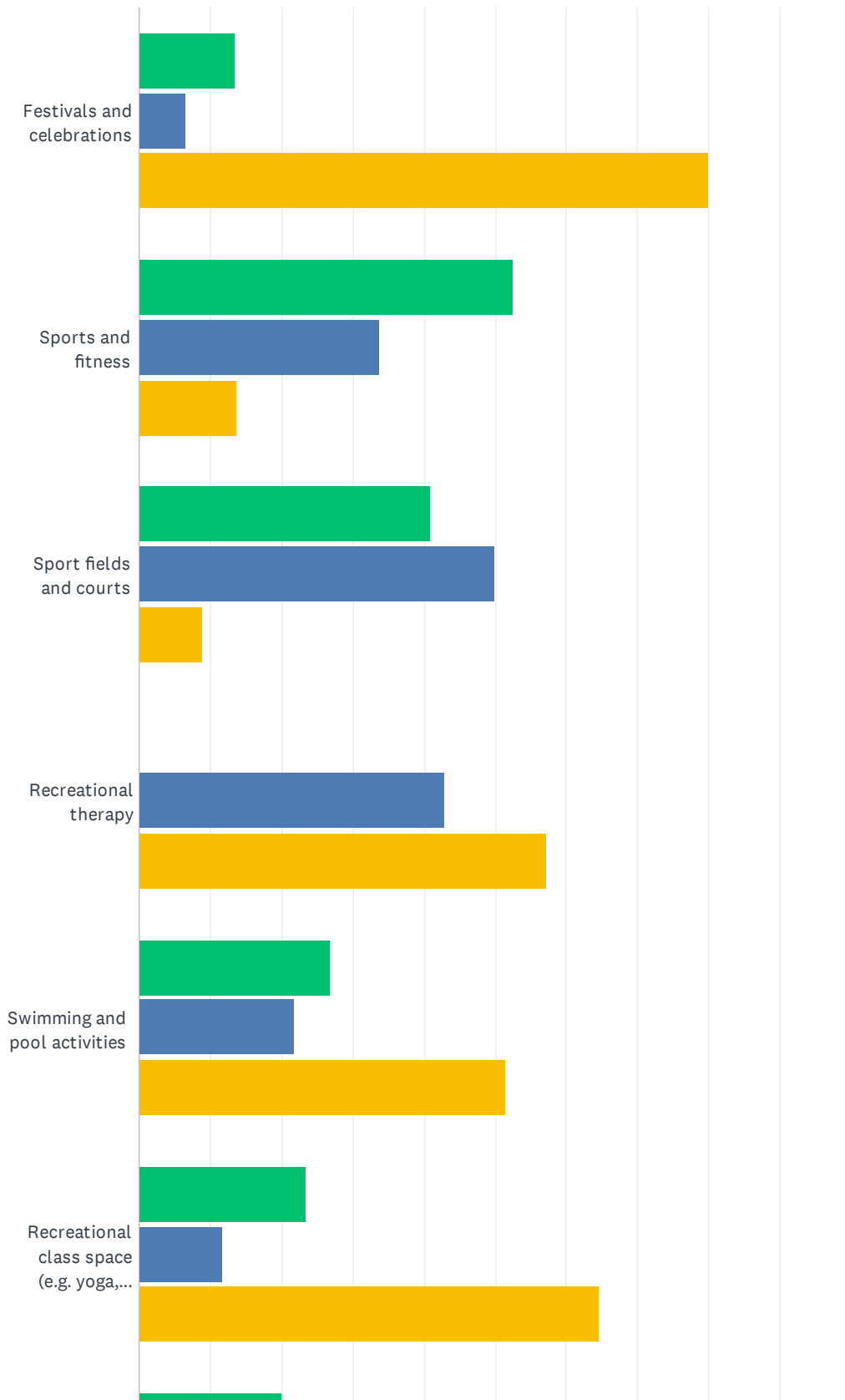
Answered: 133 Skipped: 18



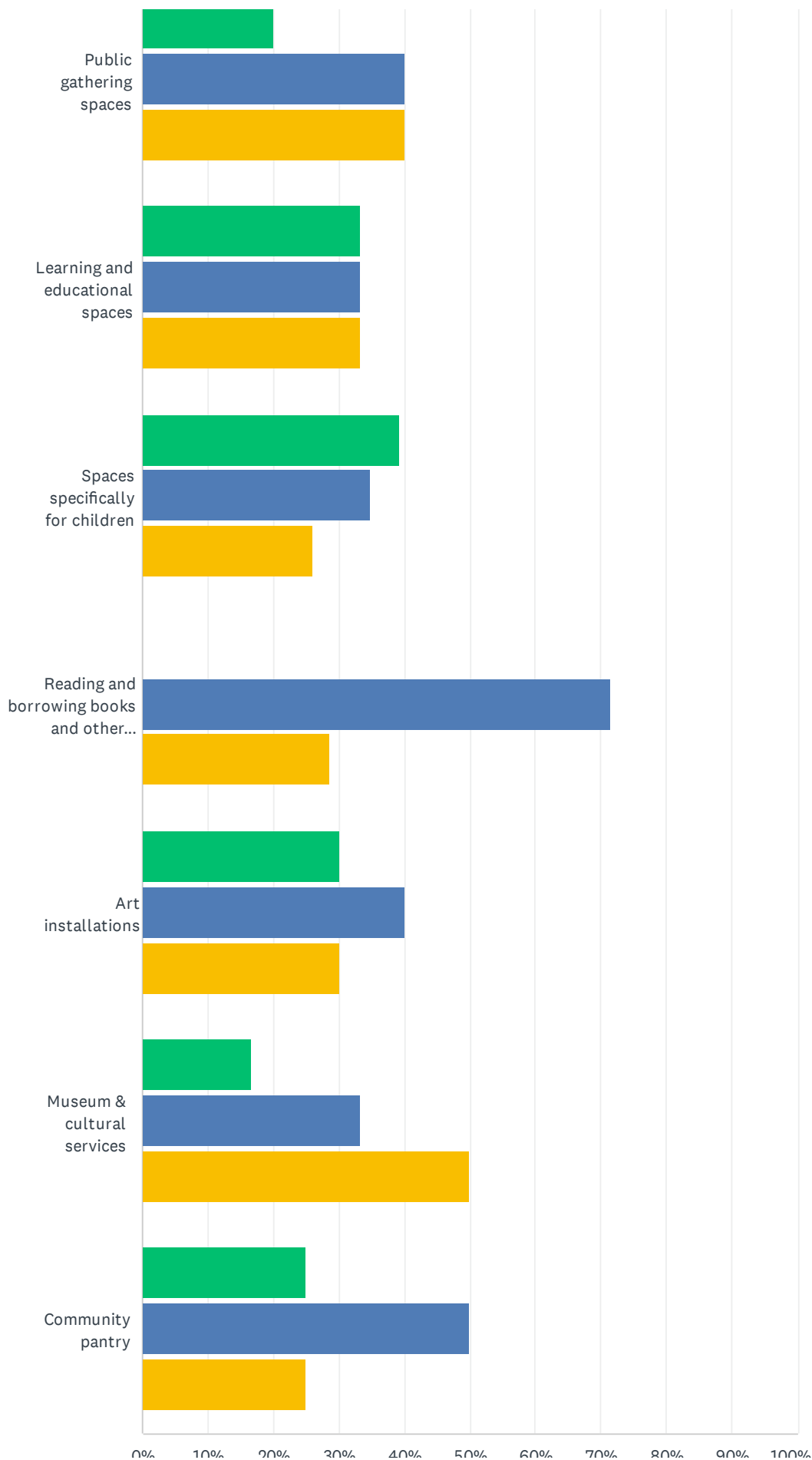
ANSWER CHOICES	RESPONSES	
Yes, satisfied with the current offerings	36.84%	49
No, not satisfied with the current options	39.85%	53
Other (please share):	23.31%	31
TOTAL		133

Q5 What uses would you most like to see in future recreational spaces?

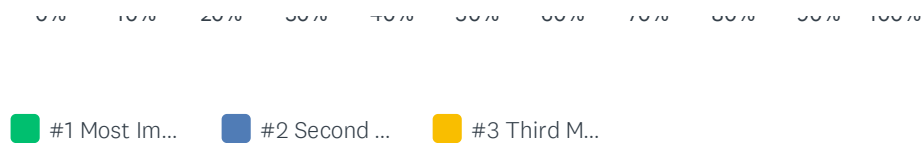
Answered: 122 Skipped: 29



Joint Multi-Use Recreation Feasibility Assessment - Youth Survey



Joint Multi-Use Recreation Feasibility Assessment - Youth Survey



	#1 MOST IMPORTANT	#2 SECOND MOST IMPORTANT	#3 THIRD MOST IMPORTANT	TOTAL	WEIGHTED AVERAGE
Festivals and celebrations	13.33% 2	6.67% 1	80.00% 12	15	2.67
Sports and fitness	52.50% 42	33.75% 27	13.75% 11	80	1.61
Sport fields and courts	41.03% 32	50.00% 39	8.97% 7	78	1.68
Recreational therapy	0.00% 0	42.86% 3	57.14% 4	7	2.57
Swimming and pool activities	26.92% 21	21.79% 17	51.28% 40	78	2.24
Recreational class space (e.g. yoga, dance)	23.53% 4	11.76% 2	64.71% 11	17	2.41
Public gathering spaces	20.00% 1	40.00% 2	40.00% 2	5	2.20
Learning and educational spaces	33.33% 2	33.33% 2	33.33% 2	6	2.00
Spaces specifically for children	39.13% 9	34.78% 8	26.09% 6	23	1.87
Reading and borrowing books and other materials	0.00% 0	71.43% 5	28.57% 2	7	2.29
Art installations	30.00% 3	40.00% 4	30.00% 3	10	2.00
Museum & cultural services	16.67% 1	33.33% 2	50.00% 3	6	2.33
Community pantry	25.00% 1	50.00% 2	25.00% 1	4	2.00

Q6 If you had a magic wand and could create a new recreational space or facility in your community, what would it offer?

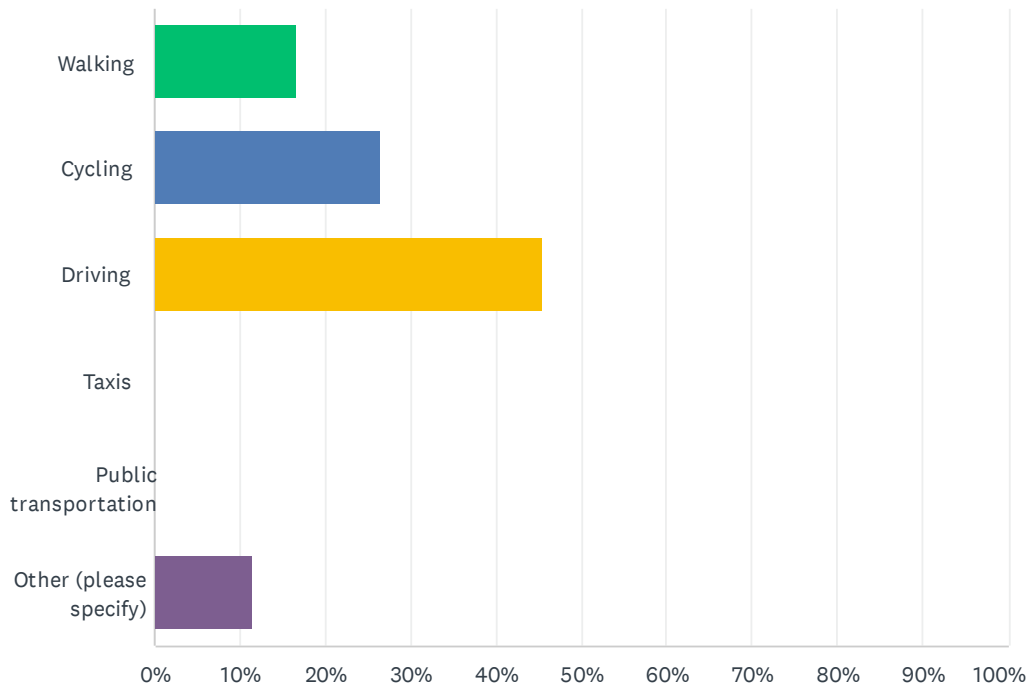
Answered: 108 Skipped: 43

Q7 Is there anything else you'd like to tell us, related to future recreational and library spaces?

Answered: 51 Skipped: 100

Q8 What is your primary means of getting around your community?

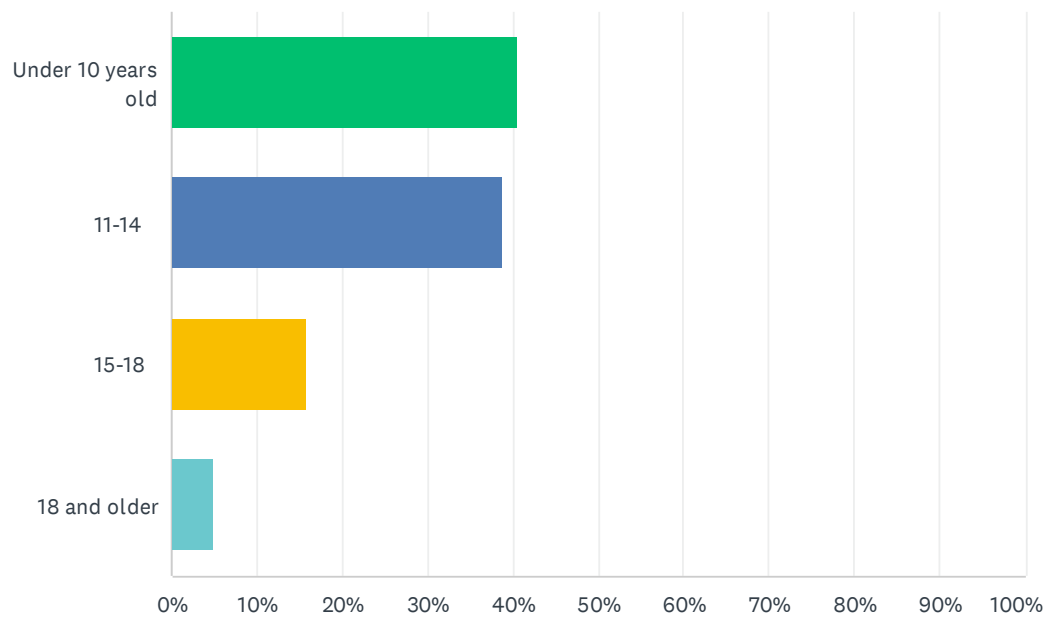
Answered: 121 Skipped: 30



ANSWER CHOICES	RESPONSES	
Walking	16.53%	20
Cycling	26.45%	32
Driving	45.45%	55
Taxis	0.00%	0
Public transportation	0.00%	0
Other (please specify)	11.57%	14
TOTAL		121

Q9 What is your age?

Answered: 121 Skipped: 30



ANSWER CHOICES	RESPONSES	
Under 10 years old	40.50%	49
11-14	38.84%	47
15-18	15.70%	19
18 and older	4.96%	6
TOTAL		121